

## **Historic, Archive Document**

Do not assume content reflects current scientific knowledge, policies, or practices.




# HUTH'S

1929

## Seed Catalog

*San Antonio* :-: *Texas*



### HUTH SEED COMPANY, Inc.

428 WEST MARKET STREET

SAN ANTONIO

Phones: Cr. 189 - 190

TEXAS

*THE STORE WITH THE GREEN FRONT*

# Huth's "One Dollar" Collection

## 27

FULL-SIZED  
PACKETS

\$1.55

Worth of  
First-Class  
Tested Seeds

## \$1.00

Postpaid!



This collection is sufficient to plant a good sized garden and will keep your family, and even some of the neighbors, abundantly supplied with fresh vegetables all summer. We have selected the best varieties in all cases, and we are sure the assortment will please you. Fresh Vegetables are essential in every happy home. Take advantage of this liberal offer and get \$1.55 worth of the very best vegetable seeds to be had for only \$1.00. Postpaid.

1. Beans—Golden Wax .....	.10	16. Peas—Gradus .....	.10
2. Beans—Stringless Green Pod.....	.10	17. Parsley .....	.05
3. Beet—Early .....	.05	18. Pepper—Sweet .....	.05
4. Cabbage .....	.05	19. Pumpkin—Small Sugar .....	.05
5. Carrots—Oxheart .....	.05	20. Radish—French Breakfast .....	.05
6. Celery .....	.05	21. Radish—White Icicle .....	.05
7. Cucumber .....	.05	22. Salsify .....	.05
8. Lettuce—Big Boston .....	.05	23. Squash—Hubbard .....	.05
9. Watermelon .....	.05	24. Squash—Early White Bush.....	.05
10. Muskmelon—Rocky Ford .....	.05	25. Tomato—Earliana .....	.05
11. Muskmelon—Burrell Gem .....	.05	26. Turnip .....	.10
12. Mustard .....	.05	27. Spinach .....	.05
13. Onion—Yellow Bermuda .....	.05		
14. Onion—Crystal White Wax.....	.05		
15. Parsnip—Hollow Crowned Sugar....	.05	Total.....	\$1.55

*This Collection is put up for convenience. No premium is allowed on this Collection, as it is a premium in itself.*

**Plant Good Seeds—“Cheap Seeds Are Dear at Any Price”**



## To Our Friends and Customers

**O**UR SIXTY-SIX YEARS serving the people of the South we believe is sufficient evidence of our responsibility and **SQUARE DEALING**. No company, large or small, could stay in business and enjoy the confidence of the people if they were not able to produce good seeds and give customers the service to which they are justly entitled.

We aim to continue to supply the **good quality seeds** again this year as we have done in the past. The Huth Seed Co., Inc., have one aim—**To supply good seed.**

We trust you will find this catalog interesting and that you will be able to make a selection of seeds for your planting requirements this season.

We thank our old customers for helping make **The Huth Seed Co., Inc.**, what it is today. Without the past co-operation and business entrusted to us no company could succeed.

We trust our service has been satisfactory, and that we will merit your confidence and your orders again this year.

**HUTH SEED CO., INC.**

### INDEX

Flower Seeds are listed on pages 45-61.

Summer Flowering Bulbs are listed on page 62—and for Fall flowering bulbs, p. 63. Plants for the "Home Beautiful" are listed on pages 64-69.

So far as possible, in making up this catalog, we arranged the vegetables, flowers, bulbs, and plants in alphabetical order.

Alfalfa .....Page 71  
 Artichokes .....16, 79  
 Asparagus .....16  
 Beans, Garden .....17, 18  
 Beans, Mung .....79  
 Beans, Soy or Soja .....79  
 Beans, Velvet .....79  
 Beets .....19  
 Books .....6, 7, 8  
 Broccoli .....16  
 Brussels Sprouts .....16

Cabbage, Seed & Plants.....20, 21  
 Cannas, Roots .....67, 68  
 Cantaloupe .....28, 29  
 Carrots .....22  
 Cauliflower .....22  
 Celeriac .....23  
 Celery .....23  
 Chard, Swiss (Sea Kale).....19  
 Chives .....23  
 Chicory .....7  
 Clovers .....71  
 Collards .....22  
 Corn Salad .....23  
 Corn, Broom .....76  
 Corn, Pop .....76  
 Corn, Field .....74, 75  
 Corn, Kaffir .....77  
 Corn, Roasting Ear, Sweet.....21  
 Cotton .....80  
 Cress .....23  
 Cucumbers .....24, 25  
 Dahlias, Roots .....68  
 Eggplant .....25  
 Endive .....25  
 Farnogerm .....15  
 Ferns .....68

Peterita .....76  
 Flowers, Live Plants.....67, 68  
 Flower Pots .....9  
 Garlic .....33  
 Gladioli .....68  
 Gourds .....60  
 Grasses .....72, 73  
 Green Sand .....11  
 Herbs, all kinds.....41  
 Horseradish Roots .....37  
 Kale (Borecole) .....26  
 Kohl Rabi .....26  
 Leeks .....26  
 Lettuce .....26, 27  
 Mangels, Stock and Sugar Beets.....19  
 Millets .....73, 74  
 Muskmelon .....28, 29  
 Mushrooms .....27  
 Mustard .....27  
 Okra .....31  
 Onion, Seed, Sets, and Plants.....31, 32  
 Parsley .....33  
 Parsnips .....33  
 Peanuts .....80

Peas, Garden or English...34  
 Peas, Field or Cow.....79  
 Peppers .....35  
 Pe-Tsai (Chinese Cabbage).....21  
 Potatoes .....36  
 Premiums .....3  
 Pumpkins .....37  
 Radish .....38  
 Rape .....74  
 Rhubarb (Pie Plant).....39  
 Roses .....65, 66  
 Roselle .....39  
 Rutabaga .....43  
 Salsify .....39  
 Semesan .....12, 13  
 Sorghum .....76, 77  
 Spinach .....41  
 Squash .....40  
 Stim-U-Plant .....14  
 Sunflower .....79  
 Teosinte .....72  
 Tobacco .....40  
 Tomato .....41, 42, 43  
 Tree Tanglefoot.....10  
 Turnips .....43  
 Watermelons .....29, 30

# Read Directions for Ordering

**Liberal Premiums** Please bear in mind that on seeds packets and ounces only (no ¼ lbs., lbs., or 2 lbs.) the purchaser may select two premiums if the size of the order justifies. This does not apply to orders for collections, prices which are net. See page 3.

**Stamps** We appreciate stamps with orders in any amount but will accept only U.S. postage stamps in good condition (1-cent and 2-cent stamps preferred) the same as cash, but we would ask those remitting stamps to wrap them in oiled paper, if possible, to prevent their sticking together or to the order.

**Express Charges** When paying express charges be sure you only pay "second class" rates, which apply to all seeds. Don't let any express agent charge you first-class rates. Examine package before accepting.

**About Guaranty** HUTH SEED CO., Inc. gives no warranty, either express or implied, as to description, quality, productiveness or any other matter, of seeds, btulbs or plants they send out, and will not be in any way responsible for the crop. If the purchaser does not accept the goods on these terms they are at once to be returned. The tags on seed are for guidance only, without guarantee. Any money that may have been paid for them will be refunded. Crops are dependent for success or failure on so many things besides seed that it is impossible for us to give any warranty or guarantee. This does not mean that we lack confidence in the seeds we sell, but we have no control over the seeds after they leave our house, especially so as to the methods of planting, cultivating and fertilizing, all of which are important factors in the success of any crop.

**About Prices** In consideration of the high quality of our seeds our prices are very low. All prices are subject to market fluctuations, but as a rule the prices of garden seeds hold good during the season. The market price of merchandise other than seeds is usually staple for the season. Articles marked postpaid applies in Texas only.

**Our Terms** With customers not having an account are strictly cash with order. We prefer not to send C. O. D., but if wanted by that method customers should enclose one-half of the amount in remittance with order for plants or other perishables.

**Rates of Postage** Parcels weighing 8 ozs. or less are available at the rate of 1½ cents for each 2 ozs. or fraction thereof, regardless of distance. Parcels weighing more than 8 ozs. are mailed at the pound rate shown in the next column. Local or City limits 1c per lb. plus 6c; limit, 70 lbs.

**Mexico Customers** Please notice that the Parcel Post rate into your country is 1½ cents for each 2 ozs. up to 4 ozs. The pound rate is 12 cents and the Registration 15 cents per package. We ship up to 20 pounds per package. On packages weighing less than 5 pounds there would be a service charge of 5 cents. Over 5 pounds the charge would be 7 cts. per pkg.

**How to Figure Postage** First figure the weight in pounds on "Not Prepaid" items you are ordering. Then find what zone you are in from San Antonio. Take the number of pounds you are ordering in the first column and read straight across to your zone column and the amount shown is the postage to send us in addition to the cost of the merchandise so we can prepay the postage.

As an example we will suppose that you want to order 14 lbs. net weight of corn. If you lived in either the 1st or 2nd postage zones from San Antonio the amount to be sent us in addition to the price of the corn would be 21 cents; for the 4th zone, 65 cents, and so on. With the following table it is very

easy to figure it exactly, once you know what your zone number is.

If at all in doubt as to your zone be sure and send enough to cover necessary postage. If you send too much it will be returned to you.

Seventy pounds is the weight limit for 1st, 2nd and 3rd zone. If larger quantities are wanted it will have to be split into two or more shipments. 50 pounds is the weight limit for the 4th, 5th, 6th, 7th and 8th zones.

PARCEL POST RATES								
Wgt. Lbs.	Zones:							
	1 & 2	3rd	4th	5th	6th	7th	8th	
1	\$.07	\$.08	\$.09	\$.10	\$.11	\$.13	\$.14	
2	.08	.10	.13	.16	.19	.23	.28	
3	.09	.12	.17	.22	.27	.33	.42	
4	.10	.14	.21	.28	.35	.43	.56	
5	.11	.16	.25	.34	.43	.53	.70	
6	.12	.18	.29	.40	.51	.63	.84	
7	.13	.20	.33	.46	.59	.73	.98	
8	.14	.22	.37	.52	.67	.83	1.12	
9	.15	.24	.41	.58	.75	.93	1.26	
10	.16	.26	.45	.64	.83	1.03	1.40	
11	.17	.28	.49	.70	.91	1.13	1.54	
12	.18	.30	.53	.76	.99	1.23	1.68	
13	.19	.32	.57	.82	1.07	1.33	1.82	
14	.20	.34	.61	.88	1.15	1.43	1.96	
15	.21	.36	.65	.94	1.23	1.53	2.10	
16	.22	.38	.69	1.00	1.31	1.63	2.24	
17	.23	.40	.73	1.06	1.39	1.73	2.38	
18	.24	.42	.77	1.12	1.47	1.83	2.52	
19	.25	.44	.81	1.18	1.55	1.93	2.66	
20	.26	.46	.85	1.24	1.63	2.03	2.80	
21	.27	.48	.89	1.30	1.71	2.13	2.94	
22	.28	.50	.93	1.36	1.79	2.23	3.08	
23	.29	.52	.97	1.42	1.87	2.33	3.22	
24	.30	.54	1.01	1.48	1.95	2.43	3.36	
25	.31	.56	1.05	1.54	2.03	2.53	3.50	
26	.32	.58	1.09	1.60	2.11	2.63	3.64	
27	.33	.60	1.13	1.66	2.19	2.73	3.78	
28	.34	.62	1.17	1.72	2.27	2.83	3.92	
29	.35	.64	1.21	1.78	2.35	2.93	4.06	
30	.36	.66	1.25	1.84	2.43	3.03	4.20	
31	.37	.68	1.29	1.90	2.51	3.13	4.34	
32	.38	.70	1.33	1.96	2.59	3.23	4.48	
33	.39	.72	1.37	2.02	2.67	3.33	4.62	
34	.40	.74	1.41	2.08	2.75	3.43	4.76	
35	.41	.76	1.45	2.14	2.83	3.53	4.90	
36	.42	.78	1.49	2.20	2.91	3.63	5.04	
37	.43	.80	1.53	2.26	2.99	3.73	5.18	
38	.44	.82	1.57	2.32	3.07	3.83	5.32	
39	.45	.84	1.61	2.38	3.15	3.93	5.46	
40	.46	.86	1.65	2.44	3.23	4.03	5.60	
41	.47	.88	1.69	2.50	3.31	4.13	5.74	
42	.48	.90	1.73	2.56	3.39	4.23	5.88	
43	.49	.92	1.77	2.62	3.47	4.33	6.02	
44	.50	.94	1.81	2.68	3.55	4.43	6.16	
45	.51	.96	1.85	2.74	3.63	4.53	6.30	
50	.56	1.06	2.05	3.04	4.03	5.03	7.00	
55	.61	1.16						
60	.66	1.26						
65	.71	1.36						
70	.76	1.46						

Zones are based on the distance you are from the shipping point, San Antonio, Texas. Up to 150 miles from San Antonio is the 1st and 2nd zones, which take the same rate. 150 to 300 miles is the 3rd zone. 300 to 600 is the 4th, 600 to 1000 is the 5th, 1000 to 1400 is the 6th, 1400 to 1800 is the 7th, over 1800 miles is the 8th zone.

# Huth's Special Premium Offers

As a special inducement to you to send in your orders for garden and flower seeds in packets and ounces early, and as an expression of our appreciation of your valued patronage, we have arranged the following list of premiums which will be given with orders as stated below. Premiums will not be sent with orders unless specially requested. In ordering be sure to specify which of the premiums you wish us to send.




## Royal Mason Jar Wrench

**FREE** with an Order for \$1.50 worth of Flower or Garden Seeds.

This wrench is a very handy tool to have around the house. It will loosen the most obstinate cover of Mason jars and can be used for many other purposes. Also invaluable for sealing jars securely. Made of heavy pressed steel, nickel plated.

## A SPECIAL SPRING PREMIUM OFFER

Hybrid Cactus Dahlia Bulb. This bulb will produce a flower with long, narrow incurved petals which curl and twist profusely; wonderful free bloomer; strong stems; good-sized flowers of striking tone. Will be given free with an order for \$1.25 worth of Flower and Garden seeds in pkts. and ounces, when ordered during January, February, March and April.



## A Beautiful Fern

**FREE** with a \$2.00 Order for Flower and Garden Seeds in Pkts. and Ozs.

This is a thriving fern in healthy growing condition, similar to the illustration on the right, one that will make you a large growth if properly taken care of.



## ALAMO COOK BOOK

This book of 100 pages contains many recipes of Mexican dishes.

The information on pickling alone is worth a great deal to the housewife.

Beverages selected by experienced parties are very appropriate for special occasions as birthdays, Christmas, etc.

In fact, the recipes are too numerous to mention here. They were compiled and tested by the housewives in San Antonio.

This nicely bound book will be sent free with an order for \$2.00 worth of garden and flower seed in packages and ounces or \$15 worth of field seed.

## Free: Pair Handy Gardener's Gloves

This pair of Gloves will be sent free with an order of \$1.75 worth of garden or flower seeds in packages or ounces.

These canvas gloves are as handy in the garden as in the field. Please mention with order if you desire this premium.



## Chicktone, Great Tonic

**FREE** with an Order for \$4.00 worth of Flower or Garden Seeds in packets and ounces.

We will send you free one pint bottle of Chicktone. Very essential for growing chicks and grown fowls.

## Ideal Hand Weeder with each \$1.50 Order

The Ideal Hand Weeder has been in use for years by Florists, Vegetable Gardeners, and Plant Lovers everywhere. They give better satisfaction than any other weeder on the market. Merely mention this premium with your next order for \$1.50 worth of garden and flower seed in packets or ozs.



## Good Steel Gardener's Trowel



Here is a free premium that can be used in every garden. The fact that this trowel is made of steel makes it very durable and lasts for years. On request this handy tool will be shipped with an order for \$1.50 worth of garden and flower seed in packages or ounces only.



## GUARDO SOAP

A full size cake of this wonderful Antiseptic and Germicidal soap with full directions will be sent with an order for \$1.50 worth of garden and flower seed in package or ounces only if requested.

Our knowledge of this soap assures you full satisfaction, as we think it is a necessity in a home.

IN ORDERING BE SURE TO STATE WHAT PREMIUM YOU WISH

# January 1929



Days of Month	Days of Week	Moon's Phases	Moon's Place
1	T	☾	♈
2	W	☾	♈
3	T	☾	♈
4	F	☾	♈
5	S	☾	♈
6	S	☾	♈
7	M	☾	♈
8	T	☾	♈
9	W	☾	♈
10	T	☾	♈
11	F	☾	♈
12	S	☾	♈
13	S	☾	♈
14	M	☾	♈
15	T	☾	♈
16	W	☾	♈
17	T	☾	♈
18	F	☾	♈
19	S	☾	♈
20	S	☾	♈
21	M	☾	♈
22	T	☾	♈
23	W	☾	♈
24	T	☾	♈
25	F	☾	♈
26	S	☾	♈
27	S	☾	♈
28	M	☾	♈
29	T	☾	♈
30	W	☾	♈
31	T	☾	♈

## Directions for Planting in January

The directions given here are for Texas. If applied to localities north of here the time of planting will not be quite as early in the Spring and earlier in the Fall. For instance the directions given for January will answer for February in the northern part of this State and Mississippi and the southern part of Alabama. In autumn directions for September can be followed in August.

**VEGETABLE GARDEN.**—Sow Spinach, Mustard, Carrots, Beets, Turnips, Leeks, Radish, Ruta Baga, Lettuce, Endive, Cabbage, Broccoli, Kohlrabi and early Cauliflower. As the weather is very unstable, it is best to sow in a frame and protect young plants during severe cold weather.

Cress, Chervil, Parsley, Celery and Carrots should be sown. Sow in hot-bed Egg-plants, Pepper and Tomatoes. Plant all varieties of Garden Peas, for general crop. Plant Onion Sets, Chives, Shallots; also set out plants. Transplant Onions. Sow Sweet and Medicinal Herbs. See page 44.

Cucumbers can be planted for forcing. It is best to plant the seeds in dirt bands first, and when the third leaf is developed transplant into the hot-bed.

**FIELD.**—Plant early varieties of Irish potatoes.













Asparagus Roots, Artichoke Plants and Rhubarb and Horse-radish Roots should be set out, also Red Rust-Proof Oats, Seed Rye, Barley, Wheat, Speltz, Vetches, Buckwheat, all varieties of Clover, Dwarf Essex Rape, Kentucky Blue, Johnson, and Rye Grasses, Lespedeza or Japan Clover and Bermuda Grass should be sown.

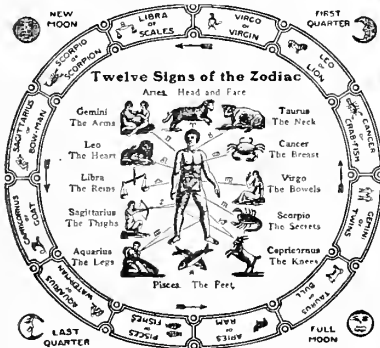
**ORCHARD.**—Fruit trees of all kinds should be planted, such as Peaches, Pears, Figs, Plums, Pecans, Persimmons, Grapes and Berries.

January and February are the best months to set out fruit trees.

**FLOWER GARDEN.**—Continue to sow flower seeds during this month for spring and early summer blooming. The best varieties are Verbena, Phlox, Petunia, Summer Chrysanthemum, Scarlet Sage, Hollyhock, Sweet Alyssum, Snapdragon, Aster, Columbine, Daisy, Carnations, Sweet Sultan, Coreopsis, Sweet William, Chinese and Heddewigij Pinks, Larkspur, California Poppy, Heliotrope, Candytuft, Lobelia, Sweet Mignonette, Flowering Sweet Peas and Pansies. In a cold frame sow at the end of the month Balsams (Lady Slippers), Zinnia, Amaranthus, Cockscomb, Evening Glory and Nasturtium, Plant Gladiolus, Hyacinths, Tulips, all varieties of Narcissus, Chinese Sacred Lilies, Crocus, all varieties of Calla Lilies, Tuberose, all varieties of Regal Lilies, Spanish Iris, and Freesia Bulbs out of doors in sheltered places for early blooming. Set out Roses and Flowering Ornamental Shrubs. Fall annuals named in this catalogue can be planted this month.

## Meaning of the Zodiac

-  Waterman—Legs. Jan. 18 to Feb. 17. Seed planted in this sign will rot.
-  Fish—Feet. Feb. 17 to Mar. 21. This is a watery sign, good for producing fruit of the earth. Good root sign if moon is dark or on the wane. Being a watery sign it assists vegetation to withstand drought.
-  Ram—Head. Mar. 21 to April 23. Seeds planted in this sign produce vines or stalks. Crops that produce their yield above ground should be planted in the new or increasing light of the moon.
-  Bull—Neck. April 23 to May 23. Root crops of quick growth will be good planted in the old moon in this sign.
-  Twins—Arms. May 23 to June 22. Good sign for plants that produce above the ground. The soil should be stirred in this sign to subdue all noxious weeds.
-  Crab—Breast. June 22 to July 21. Watery, fruitful sign in which all plants germinate quickly.
-  Lion—Heart. July 21 to Aug. 21. Barren sign. Unfavorable to growth of seed or transplanting. Favorable to destroy weeds.
-  Virgin—Bowels. Aug. 21 to Sept. 23. Barren sign. Unfavorable to growth of vegetable seed or transplanting. Good sign to plant beautiful flowers.
-  Scales—Reins. Sept. 23 to Oct. 26. Seeds planted at this time produce vigorous pulp growth and roots and a reasonable amount of grain.
-  Scorpion—Loins. Oct. 26 to Nov. 25. Fruitful sign and produces watery effects.
-  Bowman—Thighs. Nov. 25 to Dec. 22. Not favorable to plant or transplant in.
-  Goat—Knees. Dec. 22 to Jan. 18. This is a moist sign, produces rapid growth of pulp, stalk, or roots but not much grain.



**NOTICE.**—When we speak of the dark of the moon, we mean a decreasing moon or the period from last quarter to new moon. To plant during the light of the moon, we mean the time between first quarter to full moon or period of increasing moon.



## Directions for Planting in February

**VEGETABLE GARDEN.**—All winter vegetables can be sown this month, such as Spinach, Mustard, Carrots, Beets, Parsnips, Leeks, Radishes, Swiss Chard, Kohlrabi, Lettuce, Cabbage and Early Cauliflower. If the weather is favorable and the month of April dry, the latter will succeed well.

Cauliflower, Cabbage, Lettuce and Kohlrabi should be transplanted, Shallot divided and set out again, also sow Sorrel, Chervil, Parsley, Cress and Celery for seasoning.

All varieties of Peas can be planted.

Sweet and Medicinal Herbs should be planted. Plant Artichoke, Rhubarb, and Asparagus seed and roots. Set out Horseradish roots.

Hot beds on account of the changeable weather during this month, require a good deal of attention.

Begin to plant Bush Beans as soon as the weather permits; also Cucumbers, Squash, and Melons, as they often succeed, if protected by small boxes or dirt banks, covered with glass. Set out Shallot and Onion Sets and Chives and Onion Plants.

At the end of this month Early Corn can be planted.

For market use Adams Extra Early, Stowell's Evergreen, Golden Bantam, Country Gentleman, White 90 Day and other early varieties.

**FIELD.**—February is the best month to plant a general crop of all varieties of potatoes, as, on an average, they will succeed better if planted during this month. Plant Jerusalem Artichokes.

All of the Grasses, Clovers and Field Seeds mentioned for January can be sown this month, as well as Bermuda Grass. Sorghum, Milo Maize, Feterita, Egyptian Wheat and Kaffir Corn can also be planted.

Mangel Wurzel and Sugar Beets as well as Carrots should be sown for stock food. Sweet Potatoes can be put in a bed for sprouting, so as to have early slips.

Sow all varieties of Field Corn.

**ORCHARD.**—Plant fruit trees of all kinds. Pecan nuts may be planted to raise trees from.

**FLOWER GARDEN.**—Sow flower seed for late spring and early summer, such as Zinnia and Balsams (Lady Slippers), in frame; different varieties of Gomphrenas, Nasturtiums, etc.

Set out Roses and Ornamental Shrubs. Plant Gladiolus and Tuberose Bulbs, Sweet Alyssum, Candytuft, Snapdragon, Pansy, Aster, Chinese Pinks, Daisies for late blooming, Lobelia, Reseda, Sweet Sultan, Phlox, Verbena, Cosmos, Coreopsis, Sunflower, Cobaeo Scandens, Salvia and Vinca. Plant all bulbous roots as directed for last month.

Follow same directions as given for January for Fall annual plants.

### Your Planting Problems

Whether you wish to plant a small garden or one hundred acres, we wish to help you with your problems. We are familiar with the different climatic conditions, the best seed suitable for the different sections and, of course, we want to pass this information on to you.

When we sell you seed, we are not just interested in taking your money; we are interested further—in seeing that you get the crops you are expecting from the money you may spend.

Do not hesitate to write us for information. Our experience, we feel sure, is worth having, and it will only cost you a **two-cent stamp** to get it.

**WE REPEAT AGAIN**—If you have planting problems bring them to us, as we more than likely will be able to solve them for you.

## February 1929



Days of Month	Days of Week	Moon's Phases	Moon's Place
1	F		
2	S		
3	S		
4	M		
5	T		
6	W		
7	T		
8	F		
9	S		
10	S		
11	M		
12	T		
13	W		
14	T		
15	F		
16	S		
17	S		
18	M		
19	T		
20	W		
21	T		
22	F		
23	S		
24	S		
25	M		
26	T		
27	W		
28	T		

50c

### Herb Collection

Something interesting as well as beneficial. Plant a few varieties of herbs in your garden. Any thirteen (13) full size packages of the following for only 50 cts. postpaid.

Anise, Balm, Sweet Basil, Borage, Catnip, Caraway, Coriander, Dandelion, Dill, Sweet Fennel, Horehound, Hyssop, Lavender, Sweet Marjoram, Peppermint, Roquette, Rosemary, Rue, Saffron, Sage, Savory, Thyme, and Wormwood.

# March 1929



Last Quar. 3rd  
New Moon 11th  
First Qu. r. 18th  
Full Moon 25th

Days of Month	Days of Week	Moon's Phases	Moon's Place
1	F	☺	♈
2	S	☺	♈
3	S	☾	♈
4	M	☾	♈
5	T	☾	♈
6	W	☾	♈
7	T	☾	♈
8	F	☾	♈
9	S	☾	♈
10	S	☾	♈
11	M	☾	♈
12	T	☾	♈
13	W	☾	♈
14	T	☾	♈
15	F	☾	♈
16	S	☾	♈
17	S	☾	♈
18	M	☾	♈
19	T	☾	♈
20	W	☾	♈
21	T	☾	♈
22	F	☾	♈
23	S	☾	♈
24	S	☾	♈
25	M	☾	♈
26	T	☾	♈
27	W	☾	♈
28	T	☾	♈
29	F	☾	♈
30	S	☾	♈
31	S	☾	♈

## Culture and Diseases of the Sweet Potato

J. J. Taubenhaus

From first-hand information, laboratory research and field experience covering more than ten years, Dr. Taubenhaus writes of available means and methods of studying and improving the field and storage conditions of the sweet potato. His book will prove of immeasurable value to the commercial gardener as well as to the student of plant pathology.

Illustrated, Price \$6.25

## Directions for Planting in March

**VEGETABLE GARDEN.**—Sow Beets, Radishes, Early Cabbage, Kohlrabi, all varieties of Turnips, Kale, Lettuce, Spinach, Mustard, Carrots, Swiss Chard, Leeks, Celery for cutting, Parsley, Cress, Herbs and Celery.

Plant all varieties of Bush and Pole Beans, but for Lima Beans it is better to wait until the end of the month, as they rot easily when the ground is not warm enough or too wet.

Squash, Cucumbers, Melons and Okra can be planted. The remarks in regard to Lima Beans holds good also for Okra. Early varieties of Peas can still be planted. Set out Tomatoes, Eggplants and Peppers in the open ground and sow seed for later crop. Plant Sweet Corn.

Beans are hard to keep in this climate; the Tepary, Lima, Pinto and Pink Frejoli can be planted for shelling purposes. Set out Onion Plants, Chives, and Shallots.

**FIELD.**—Sow Sorghum, Kaffir Corn, Milo Maize, Feterita, Egyptian Wheat, all varieties of Millet, Texas Ribbon Cane and Teosinte for green feed. Sow Bermuda, English Rye and all varieties of Clover and Grass seed for hay and grazing.

Plant Irish and Sweet Potatoes, all varieties of Field and Broom Corn. Plant Sorghum, also all varieties of Cow Peas, Canada Field Peas, Soja and Velvet Beans. Plant Jerusalem Artichokes.

**ORCHARD.**—Fruit trees may be planted the early part of this month, or later on when the season is somewhat retarded.


**FLOWER GARDEN.**—Sow Balsams (Lady Slippers), Zinnia, Amaranthus, Dahlia, Cockscomb, Cosmos, Portulacas, Nasturtiums, and Sunflower. Set out Chrysanthemums for fall blooming.

For Fall annual plants see Directions for January.

Use Hammond's Slug Shot for all Leaf-Eating Insects on all Vegetable Plants.

## Practical Books for the Gardener

Add 10c for postage. Difference will be returned.



**GARDEN GUIDE.**—The Amateur's Handbook of Gardening. Covers every step from spading up the garden to the preservation of the crops in winter. Contains 360 pages; over 275 illustrations, featuring plans for the laying out of the vegetable, flower and fruit gardens. Price, \$1.10.

**ASPARAGUS.**—(F. M. Hexamer.) A practical and reliable treatise on the sowing of the seed, raising the plants, selection and preparation of the soil, cultivating, bunching, marketing, etc. 174 pages, illustrated. Price, \$1.25.

**CABBAGE AND CAULIFLOWER.**—(Wm. Lupton.) 30c.

**CELERY CULTURE.**—(W. R. Beattie.) Practical guide for beginners and those already engaged in celery growing; information on growing and marketing in large or small quantities; 150 pages. Price, \$1.25.

**CULTURE AND DISEASES OF THE ONION.**—(J. J. Taubenhaus.) A complete treatise on the culture and diseases of the onion by an author of known experience. Well bound. Price, \$5.25.

**SUCCESS WITH MUSHROOMS.**—(J. Harrison Dick.) Especially written for all who want to grow this appetizing esculent; 16 pages. Price, 15c.

**MUSHROOM CULTURE.**—(W. Robinson.) Price, \$1.10.


**RHUBARB CULTURE.**—(J. E. Morse.) Price, \$1.00.

**CULINARY HERBS.**—(M. G. Kains.) Devoted to flavoring plants of the home and commercial garden; cultivation, harvesting and uses. Every gardener and cook should read this book. 150 pages, illustrated. Price, \$1.35.

**PLANT CULTURE.**—(George W. Oliver.) A working handbook of everyday practice for the florist and gardener; 444 pages. Price, \$3.50.

**PRACTICAL LANDSCAPE GARDENING.**—(Robert B. Cridland.) Contains 91 photographs, 67 sketches and 33 plans, 19 of which are planting plans with keys. Written for the man of average means. Takes up in simple, logical way all the elements of beautifying properties, from the locating of the house or building to the steps necessary to create a pleasing whole. Price, \$2.50.

**SUCCESS WITH ASTERS.**—Covers classification, commercial growing and cultural directions, insect enemies, diseases, etc.; 40 pages. Price, 35c.



If interested in Birds or Fish, write for our Domestic Catalog.

## Directions for Planting in April

**VEGETABLE GARDEN.**—Sow Bush, Pole and Lima Beans, Sweet Corn, Cucumbers, Squash, Melons and Okra, Beets, Carrots, Swiss Chard, Radishes, Lettuce, Mustard, Endive, Cress, Parsley, Herbs and Celery for cutting.

Set out Chives and Shallots.

Sow Tomatoes, Eggplants and Peppers.

Early Cabbages may be successfully sown. Kohlrabi can be sown, but it is best to sow thinly in drills a foot apart, and thin out to four inches in the rows, instead of transplanting. Towards the end of this month a sowing of the late Cauliflower can be made. A good plan is to sow seed in boxes elevated two or three feet above the ground, as it will keep the cabbage fly off. The plants should be looked over daily and all green cabbage worms and other vermin removed.

**FIELD.**—Dig Irish Potatoes planted early, and after well preparing the ground, plant Corn, Beans, Squash, etc.

Sow Cushaw and Field Pumpkins.

Sow all varieties of Grass mentioned for March, especially Rhodes Grass.

**ORCHARD.**—Little is to be done during this month, except perhaps, if the weather is favorable, budding Orange trees on Trifoliata or Sour stocks; keep young trees clean of weeds, and during a dry spell water those which were lately transplanted.

**FLOWER GARDEN.**—Sow Zinnias, Balsams (Lady Slippers), Gomphrenas and Amaranthus, Celosia, Vinca and Nasturtiums. Plant Coleus and other foliage plants, Dahlias and Chrysanthemums, Sunflower, Gladiolus and Tuberosa Bulbs.

Plant all annuals described in this catalogue, and summer flowering bulbs.

## Helpful Books for the Florist

Add 10c for postage. Difference will be returned.

**Cultural Directions for Growing Plants and Flowers.**—Compiled by expert growers to meet the needs of the amateur, and will be found explicit, concise and reliable. 15c.

**Chrysanthemum, The.**—By A. Herrington. Illustrated; 160 pages. The author, than whom there is no more experienced expert in this line anywhere, has here taken the public in his confidence and has endeavored to assist and direct the efforts of those who would grow and excel in the production of perfect Chrysanthemum flowers. \$2.00.

**Book of Fern Culture.**—By Alfred Hemsley. The writer has endeavored to give brief instructions regarding the requirements of the most popular ferns, with aim of assisting those who have had little experience; 112 pages, illustrated. Price, \$1.90.

**Culture and Diseases of the Sweet Pea.**—By J. J. Taubenhau. A volume of inestimable value to amateurs and professionals who cultivate the sweet pea. Price, \$3.75.

**Little Book of Annuals.**—By Alfred Carl Hottes. Written for the increasing throng of amateurs who grow flowers for the love of them. A reliable guide through the sea-

son of annual bloom; 128 pages, freely illustrated. Price, \$1.25.

**Little Book of Perennials.**—By Alfred Carl Hottes. Companion to the Little Book of Annuals. Devoted to the general principles of growing, using, selecting and propagating perennials, together with a comprehensive list of perennials best suited for different locations and purposes; contains a tabular cultural index, etc., liberally illustrated. Price, \$1.60.

**Bulbs That Bloom in the Spring.**—By T. A. Weston. The 60 magnificent full plates are worth more than the price asked for this charming book. Written for the amateur, this book affords all the information the home gardener requires, not only as regards the culture and flowering of newly purchased bulbs, but also in the harvesting and ripening of such bulbs as are planted in the Fall for Spring display. Price, paper bound, \$1.75.

**Diseases of Greenhouse Crops and Their Control.**—By J. J. Taubenhau. Intended as a guide for practical greenhouse men and students of plant pathology. It is the result of many years practical experience. \$8.50.

**Principles and Practice of Pruning.**—By M. G. Kains. Prepared to meet the needs of amateur and professional horticultural students; profusely illustrated by actual photographs of right and wrong practices; 400 pages. Price, \$3.00.

**Blossom Circle of the Year in Southern Gardens.**—By Julia Lester Dillon. Deals exclusively with methods, materials and problems of Southern ornamental gardening. Written by a woman who, from long practical experience, knows how to help solve your problems and to attain your aims; 20 pp., illustrated. Price, \$3.00.

**Making the Farm Pay.**—By C. C. Bowsfield. The most useful farm book ever published. It tells how to get the biggest returns from the soil and make farm life attractive and successful. Farming opportunities, marketing of produce, raising vegetables, fruit and poultry, dairy products, and all phases of agriculture are discussed by the author. \$1.25.



## April 1929



Last Quar. 2nd  
New Moon 9th  
First Quar. 16th  
Full Moon 23rd

Days of Month	Days of Week	Moon's Phases	Moon's Place
1	M	☾	♈
2	T	☾	♈
3	W	☾	♈
4	T	☾	♈
5	F	☾	♈
6	S	☾	♈
7	S	☾	♈
8	M	☾	♈
9	T	☾	♈
10	W	☾	♈
11	T	☾	♈
12	F	☾	♈
13	S	☾	♈
14	S	☾	♈
15	M	☾	♈
16	T	☾	♈
17	W	☾	♈
18	T	☾	♈
19	F	☾	♈
20	S	☾	♈
21	S	☾	♈
22	M	☾	♈
23	T	☾	♈
24	W	☾	♈
25	T	☾	♈
26	F	☾	♈
27	S	☾	♈
28	S	☾	♈
29	M	☾	♈
30	T	☾	♈

Imported Peat Moss—  
Ask Us.



If interested in Birds or Fish, write for our Domestic Catalog.

# May 1929



Last  
Quar.  
1st

New  
Moon  
9th


First  
Quar.  
15th

Full  
Moon  
23rd

Last  
Quar.  
31st

Days of Month	Days of Week	Moon's Phases	Moon's Place
1	W		
2	T		
3	F		
4	S		
5	S		
6	M		
7	T		
8	W		
9	T		
10	F		
11	S		
12	S		
13	M		
14	T		
15	W		
16	T		
17	F		
18	S		
19	S		
20	M		
21	T		
22	W		
23	T		
24	F		
25	S		
26	S		
27	M		
28	T		
29	W		
30	T		
31	F		

If you are interested in other Books not listed here, we will be pleased to get them for you.



Get our Domestic Catalogue for your dog's sake.

## Directions for Planting in May

**VEGETABLE GARDEN.**—Sow as directed for April. Where Potatoes and Onions were taken up Corn, Melons, Cucumbers, Squash and Pumpkins can be planted. All varieties of early cabbage can be sown this month. During the hot weather Lettuce requires a good deal of water, as it will, if neglected, soon become hard and tasteless. In fact, it is combined with a great deal of labor to raise good Lettuce during the summer months. Okra can be sown.

Large White Solid Celery may be sown now but must be well shaded, and if the weather is dry, should be regularly watered.

Lima and Pole Beans can be planted, the Stringless Green Pod, Kentucky Wonder, Longfellow and White Creaseback are the best varieties for late planting. Plant Pink and Pinto Frijole Beans and Tepary for shelling.

**FIELD.**—Cow Peas Whippoorwill, Crowder, or Cream can be planted. The latter is the best to be used green. Plant Blackeyed Peas.

Sweet Potato Slips or vines can still be set out, taking advantage of an occasional rain; but if it does not rain they must be watered. As the tops of Shallots get dry, which indicates their being ripe, they are fit to be taken up and stored away in a dry, airy place, taking care not to lap them too thick, as they are liable to heat.

Grass and Field Seeds, Sorghum, Field and Cow Peas, Soja, and Velvet Beans, Millet, Milo Maize, Feterita, Egyptian Wheat, Field and Broom Corn can also be planted.

**ORCHARD.**—Besides Budding nothing can be done.

**FLOWER GARDEN.**—Follow instructions given for last month.

## Miscellaneous Books

Add 10c for postage. Difference will be returned.

**Milady's House Plants.**—(F. E. Palmer). An instructive book for women on the successful culture of plants in the home. Price, \$1.35.

**Bailey's Plant Breeding.**—(Revised by A. Gilbert.) The original foundation of the book is Prof. Bailey's standard text, "Plant Breeding," first published in 1895. The material in the first volume has been thoroughly revised and brought down to date. New discussions of mutations, heredity and recent applications of breeding of plants is now included. Price, \$3.50.

**How to Make Money Growing Violets.**—(Geo. Saltford.) This book shows how it is possible to make money growing violets; gives best soil for violets, how to prepare it; planting, watering and general care; diseases; picking, bunching and marketing for profit. Profusely illustrated. Price, 50c.

**Nut Growing.**—(Robert T. Morris.) Nut culture made practical. Dr. Morris treats of the latest processes in pruning, grafting and orchard care of the various species and where they can be found. Price, \$3.50.

**Broom Corn Culture.**—(A. G. McCall.) Contains the whole problem of the broom corn plant, its production, soil and climatic conditions, methods of culture, etc. 60 pages, illustrated. Price, \$1.25.

**Turkeys, Ducks and Geese.**—(Nourse and Pollard.) 128 pages, illustrated. Price, \$1.00.

**Poultry Manual.**—(Sewell and Tilson.) 144 pages. \$1.00.

**Tobacco Culture.** Illustrated. Price, 60c.


**Cactus Culture.**—(William Watson.) Especially written for the use of amateurs in growing various varieties of cactus. Profusely illustrated. Price, \$1.10.

**Success with Hens.**—(Robert Joos.) A reliable guide for the beginner and the professional. Clear, practical and up-to-date. Gives full information regarding hatching, brooding. Feeding and housing of stock; the production of eggs, cure of diseases, etc. Gives methods used by most successful poultry keepers. Price, \$1.25.

**Alfalfa.**—(Hon. F. D. Coburn.) Its growth, uses and feeding qualities. 160 pages. Price, \$1.25.

**Success with Hogs.**—(Chas. Dawson.) Price, \$1.25.

**Rabbit Culture and Standard.**—By the late W. F. Roth, M. D., and Charles T. Cornman. Revised by C. R. Deardorff. 128 pages. Illustrated. Price, 50c.



## Directions for Planting in June

**VEGETABLE GARDEN.**—The sowing during this month is similar to the preceding. The growing crops will require much attention as weeds grow fast at this time.

Corn may be planted for another supply of roasting ears, also Water and Musk Melons. Cucumbers, Okra, Squash and Pumpkins planted during this month generally do well, but if the weather is hot and dry, they require an abundance of water.

Burgers Green Stringless, Early Golden Cluster Wax, Kentucky Wonder and White Creaseback Pole Beans are the best to plant this month, as they stand more heat than other varieties. Continue to set out Sweet Potato slips or vines.

Sow all kinds of Radishes, Mustard, Endive, and Lettuce. Before sowing lettuce soak the seeds for two hours in water, take them out, put in a piece of cloth and set in a cool damp place, or convenient in an ice box, which is best. Keep the cloth moist, and in four to six days the seed will sprout. Then sow them. It is best to do so in the evening, and give a good watering.

If lettuce seed is sown without being sprouted ants will be likely to carry them away before they can germinate, and the seedsman blamed for selling seeds that did not grow. This sprouting has to be done from May to September, or, if the weather is warm and dry in the latter month, up to the middle of October. Should the weather be moist and cool in the fall it can be dispensed with.

Cabbage for winter crops can be sown in this month, as the plants are generally easier raised during this than the following months. Sow Tomatoes for late crop towards the end of this month.


**FIELD.**—Cow Peas, Canada Field Peas, Soja and Velvet Beans, Feterita, Egyptian Wheat, Sorghum and some varieties of Field Corn can still be sown. Plant Sweet Potato slips or vines for a late crop.

**ORCHARD.**—Nothing can be done.

**FLOWER GARDEN.**—Follow instructions given for April.

## Flower Pots and Chicken Founts

The pots and saucers and founts are made of quality clay well finished. If they are to be shipped an extra charge of 50 cents for packing will be made.



Machine Made	
2-in. Flower Pots, ea.....	.03
2½-in. Flower Pots, ea. .04	
3-in. Flower Pots, ea.....	.05
4-in. Flower Pots, ea.....	.06
5-in. Flower Pots, ea.....	.07
6-in. Flower Pots, ea.....	.10

Hand Made	
6-in. Flower Pots, ea.....	.15
7-in. Flower Pots, ea.....	.20
8-in. Flower Pots, ea.....	.25
9-in. Flower Pots, ea.....	.35
10-in. Flower Pots, ea.....	.45
12-in. Flower Pots, ea.....	.75
14-in. Flower Pots, ea.....	1.25
16-in. Flower Pots, ea.....	1.75

Machine Made	
5-in. Saucers, ea.....	.05
6-in. Saucers, ea.....	.06
7-in. Saucers, ea.....	.08
8-in. Saucers, ea.....	.10
10-in. Saucers, ea.....	.15
12-in. Saucers, ea.....	.25
14-in. Saucers, ea.....	.35
16-in. Saucers, ea.....	.45

Hand Made	
6-in. Fern Pots, ea.....	.10
8-in. Fern Pots, ea.....	.15
10-in. Fern Pots, ea.....	.25
12-in. Fern Pots, ea.....	.40
14-in. Fern Pots, ea.....	.55
16-in. Fern Pots, ea.....	.75

Goods will be delivered to transportation company in good order and in case of breakage, we will not be responsible but advise you to have agent witness the unpacking.

## BOOKS

**Sies' Dahlia Manual.** A booklet issued for the benefit of not only the beginner, but all Dahlia growers. Anyone following the instructions contained in this booklet, will have no difficulty in raising Dahlias. Price, 75c.

**Tomato Production.**—(Paul Work.) This book deals in detail with every phase of Tomato growing. The author has made a thorough study of the subject and presents here the successful methods of commercial growers equally possible to the home gardener. Price, \$1.35.

**The Strawberry.**—(S. Fraser). Tells just what the grower needs to know. Conditions, methods and varieties. No matter where you live you can use this book to advantage, \$1.35.

**Aquaria.**—(Fancy Fish.) By Chas. N. Page. Price, 35c.

**Diseases of Truck Crops, and Their Control.**—By J. J. Taubenhau, Ph. D., Chief

of the Division of Plant Pathology and Physiology of the Texas Agricultural Experiment Station. Profusely illustrated. Covers the diseases and parasites at present discovered affecting all the principal truck crops of the American market, including Melons, Sweet Potatoes, Spinach, Lettuce, Artichokes, Cabbage, Turnips, Mushrooms, Corn, Squash, Mint, Asparagus, Onion, Beans, Tomatoes, etc. Price, \$7.50.

**Squabs for Profit.**—(Rice and Cox.) 150 pages, illustrated. Price, \$1.25.

**Parrots and Other Talking Birds.** Price, 45c.

**Canary Birds.**—(Dorothy Louise Burkett.) This is a complete guide for the breeding, rearing and treatment of canary birds in health and disease. Hints and suggestions regarding cages, aviaries, etc. Price, 90c.

**Canary Breeding and Training.** Price, 35c.

**Feathered Pets.**—(Chas. N. Page.) Price, 50c.

## June 1929

Days of Month	Days of Week	Moon's Phases	Moon's Place
1	S		
2	S		
3	M		
4	T		
5	W		
6	T		
7	F		
8	S		
9	S		
10	M		
11	T		
12	W		
13	T		
14	F		
15	S		
16	S		
17	M		
18	T		
19	W		
20	T		
21	F		
22	S		
23	S		
24	M		
25	T		
26	W		
27	T		
28	F		
29	S		
30	S		

### THE ROSE

By H. B. Ellwanger

Revised edition 310 pages. 4½x7 inches. Cloth.

A treatise on the cultivation, history, family characteristics of the various groups of Roses, with names and accurate descriptions of the varieties generally grown. This work contains full directions for planting, pruning, propagating and treating of diseases and insect pests, and is particularly valuable for its classification and full alphabetical lists of 1,086 varieties. \$2.35.

# July 1929



New Moon 6th    First Quar. 13th    Full Moon 21st    Last Quar. 29th

Days of Month	Days of Week	Moon's Phases	Moon's Place
1	M	☾	♏
2	T	☾	♏
3	W	☾	♏
4	T	☾	♏
5	F	☾	♏
6	S	☾	♏
7	S	☾	♏
8	M	☾	♏
9	T	☾	♏
10	W	☾	♏
11	T	☾	♏
12	F	☾	♏
13	S	☾	♏
14	S	☾	♏
15	M	☾	♏
16	T	☾	♏
17	W	☾	♏
18	T	☾	♏
19	F	☾	♏
20	S	☾	♏
21	S	☾	♏
22	M	☾	♏
23	T	☾	♏
24	W	☾	♏
25	T	☾	♏
26	F	☾	♏
27	S	☾	♏
28	S	☾	♏
29	M	☾	♏
30	T	☾	♏
31	W	☾	♏

## Directions for Planting in July

**VEGETABLE GARDEN.**—Towards the end of this month plant Pole and Bush Beans. In the early part sow Tomatoes for the last crop; also some Corn for roasting ears.

Cucumbers can be planted for pickling. Endive, Lettuce, all Radishes, as well as fall Cauliflower and Cabbage.

In new ground some Turnips and Ruta Baga can be sown.

Plant all varieties of Cabbage mentioned in catalogue. Some season we have early frosts, and other seasons not before January, and Cabbage is most easily hurt by frost when heading up. When the plants are headed up, they are not so much affected by cold weather. It is, therefore, necessary to make two or more sowings at different times, so that in case some of the Cabbage is destroyed by frost, the other is coming on. As a general rule, plants raised from seed sown in July and August give the best results, they are almost sure to head.

All Cabbage requires a strong, good soil but the Wakefield and Flat Dutch in particular.

The ground should be well fertilized with either Vigoro fertilizer or any other commercial fertilizer, but we consider Cow Peas and Velvet Beans planted on the Cabbage land and plowed under the best and cheapest fertilizer.

A large quantity of seed must be sown at this time of the year, as it is sometimes very difficult to get a proper stand, and it is always better to have some plants left over than to be short.

It is a very difficult matter to protect the young Cabbage plants from the ravages of the insects, which are, especially after a mild winter, plentiful.

Strong Tobacco water or Tobacco dust has been found very beneficial; also Tobacco stems cut fine and scattered over the ground, will keep them off to some extent. Slug Shot is also very good for this purpose.

**FIELD.**—Field Corn, Cow Peas, Canada Peas. Feterita, Egyptian Wheat, June Corn, Milo Maize, Kaffir Corn, and Sorghum can be planted.

## Tree Tanglefoot

Tree Tanglefoot is a sticky compound similar to that used in making Tanglefoot Fly Paper and is especially adapted for protecting trees from the attack of climbing and creeping insects, particularly gypsy, browntail and tussock caterpillars, canker worms, climbing cut worms and ants. On matured fruit trees and all shade trees it is applied directly to trunks, but on young fruit trees we recommend application over strips of manila paper.

One pound makes 9 to 10 lineal feet of band. One application remains sticky 3 months and longer or 10 to 20 times as long as any other known substance.

On account of this great superiority it has practically displaced all other banding compounds in the United States and in many foreign countries.

It works alike in rain, sun, winds, etc. Does not soften, run or melt, yet is always elastic, expanding with growth of tree. Will not injure trees.

Especially recommended against Gypsy, Brown-tail and Tussock Moth Caterpillars, Spring and Fall Canker Worms, Climbing Cut Worms, Bag Worms and Ants.

**For Gypsy and Brown-Tail Moths.**—Apply as soon as snow is off the ground.

**Tussock Moths.**—Apply before May 15th.

Apply when the caterpillars of above moths are so small as to be unnoticeable. Do not expect the best results if you wait until the moths are half grown.

**Spring Canker Worms.**—In the South apply about January 1st, in the North about March 1st.

**Fall Canker Worms.**—Apply in the South not later than September 1st, in the North not later than October 15th.

**Climbing Cut Worms.**—Apply about May 1st.

## For Tree Surgery

TREE TANGLEFOOT is better than anything on the market—it will absolutely waterproof the crotch of a tree or a cavity or wound in a tree, when nothing else will do it.

It is also unequaled for the treatment of trees after trimming or pruning. TREE TANGLEFOOT never hardens, hence there is no cracking, but substance remains always pliable, and the one application lasts for years, all the time wholly impervious to air and water.

For the caring of cavities and wounds, TREE TANGLEFOOT is applied only after all decayed wood and the cavity or wound thoroughly dried. The affected parts can quite easily be removed with a hammer and a chisel, and almost anyone exercising reasonable care can do the work.

Partially girdled trees, if given prompt attention, and the girdled surface coated with TREE TANGLEFOOT, will suffer no serious set-back, and new bark will gradually form, eventually covering girdled surface.

No mixing required, simply open can and use according to directions.

Guaranteed to keep perfectly many years in original packages.

Price: lb. can 60c; 5-lb. can \$2.75; 10-lb. can \$5.25; 25-lb. Wooden Pail \$11.00, F. O. B. San Antonio, Texas.



## Directions for Planting in August

**VEGETABLE GARDEN.**—During this month gardeners in the South are very busy with sowing and planting Bush Beans, Pole Beans, Black Eyed Peas, Alaska, Gradus, First Best Peas can be planted, also all varieties of Cabbage and Cauliflower, Broccoli, Brussels Sprouts and Kale, Parsley, Chevril, Lettuce, Endive and Sorrel, but if the weather should be very dry, the seeds have to be frequently watered. It is best to cover Parsley seed with moss or brush until it begins to come up. All varieties of Radish should be sown.

Sow Swiss Chard, Mustard and Cress, all varieties of Turnip and Ruta Baga, and also Vienna Kohlrabi.

Carrots should be sown in the latter part if the weather is favorable; but if hot and dry it is useless to do much, as seeds cannot come up well without being watered.

All varieties of Celery should be sown now.

If not too hot and dry, Beets of all kinds may be planted; but it is better to wait until the following month.

Set out Shallots. Onion Sets, Lima, Pinto, Tepary, Pink, Bayo and Mung Beans for shelling should be planted in the early part of this month.

If Celery plants are set out during this month they require to be shaded.

**FIELD.**—Potatoes saved from the spring crop, should be planted early this month for a winter crop; the smaller Potatoes are selected for that purpose and planted whole. Mexican June Corn can be planted in the early part of the month. Sow Cow and Field Peas, Velvet and Soja Beans, also Millet, Rape, Barley, Rye and Vetch at end of month.

**ORCHARD.**—Nothing can be done with any degree of success during this month.

**FLOWER GARDEN.**—Sow Balsams (Lady Slippers), Zinnia, Cockscomb, Gomphrena, etc., to bloom for November. Plant Spring annuals as described in this catalogue.

## HUTH'S GREEN SAND MARL

6 lbs. pkg. 50c

NATURES PLANT FOOD

10 lbs. pkg. 75c

Rains can not wash away the Potash

UNEXCELLED FOR FLOWERS, LAWNS, POTTED PLANTS

Odorless, Non-Burning, Efficient

BY THE GEO. HUTH PROCESS

Huth's Green Sand Marl has many other advantageous characteristics which are not ordinarily found in fertilizers.

Odorless and free from weed seed.

Non-Burning. Can be safely placed in direct contact with seed or root of the plant.

Retains Moisture, promoting plant growth through seasonable droughts.

Non-Leaching. Fertilizing essentials in Huth's Green Sand Marl are not water soluble and when not entirely consumed by the plant remain in the ground constantly upbuilding the soil for future crops.

Processed. So that, the fertilizing constituents are held chemically in a carrier which in addition to furnishing the food essentials to the plant, also aids bacterial action and improves the physical condition of the soil.

### UNITED STATES GEOLOGICAL SURVEY

(Bulletin No. 727)

Recent experiments conducted by The Bureau of Plant Industry, United States Department of Agriculture show that plants in their early growing stages will assimilate Potash from Greensand as effectively as from the usual soluble commercial potassium salts.

### JOURNAL OF AGRICULTURAL RESEARCH

(Vol. XV, Page 149)

In a report made by Messrs. True & Giese, U. S. Department of Agriculture, covering experiments showing the value of Marl as a source of Potassium for Turkey Red Wheat and Red Clover, the following statement appears:

"It will be further noted that even where small doses of Marl are used the yield exceeds the result obtained with potassium salts in their most favorable concentration."

Green Sand Marl being a Natural Product. The phosphate and Potash elements have not been added artificially. They are insoluble in water but available to Plant life.

It has been demonstrated in a series of Experiments conducted by the Texas Agricultural Experiment Station (Bulletin No. 178) on Texas Phosphate Soils containing both active and insoluble Phosphoric acid, that the Phosphoric acid taken up by the plants was evidently drawn largely from the more insoluble Phosphates.

### DIRECTIONS

Huth's Green Sand Marl should always be placed in direct contact with the seed or root. There is absolutely no danger of burning. In planting seed, distribute Huth's Green Sand Marl along the bottom of drill. For potted plants remove pot and place a liberal application of Huth's Green Sand Marl in the bottom of pot, replacing soil intact. For preparing soil for potting, apply at the rate of one handful of Huth's Green Sand Marl for a six-inch pot and mix thoroughly with soil.































































Processed and sold as a soil neutralizer by

HUTH SEED CO., INC.,

San Antonio, Texas.

## August 1929

			
New Moon 4th	First Quar. 12th	Full Moon 20th	Last Quar. 27th

Days of Month	Days of Week	Moon's Phases	Moon's Place
1	T		
2	F		
3	S		
4	S		
5	M		
6	T		
7	W		
8	T		
9	F		
10	S		
11	S		
12	M		
13	T		
14	W		
15	T		
16	F		
17	S		
18	S		
19	M		
20	T		
21	W		
22	T		
23	F		
24	S		
25	S		
26	M		
27	T		
28	W		
29	T		
30	F		
31	S		



# September 1929

## Directions for Planting in September



Days of Month	Days of Week	Moon's Phases	Moon's Place
1	S	☾	♏
2	M	☾	♏
3	T	☾	♏
4	W	☾	♏
5	T	☾	♏
6	F	☾	♏
7	S	☾	♏
8	S	☾	♏
9	M	☾	♏
10	T	☾	♏
11	W	☾	♏
12	T	☾	♏
13	F	☾	♏
14	S	☾	♏
15	S	☾	♏
16	M	☾	♏
17	T	☾	♏
18	W	☾	♏
19	T	☾	♏
20	F	☾	♏
21	S	☾	♏
22	S	☾	♏
23	M	☾	♏
24	T	☾	♏
25	W	☾	♏
26	T	☾	♏
27	F	☾	♏
28	S	☾	♏
29	S	☾	♏
30	M	☾	♏

**VEGETABLE GARDEN.**—Mostly all seeds recommended for last month can be sown this month, but some more should be added to them.

In the early part plant bush beans, as they will bear before frost sets in. Also plant all early varieties of Peas. All kinds of Radishes, Carrots, Beets, Parsnips, Salsify, Chervil, Parsley, Sorrel, Cress, Lettuce, Endive, Leeks, Turnips, Kohlrabi, Broccoli, Cauliflower, Kale, Celery, Corn Salad and Mustard can be sown during this month. All varieties of Spinach and herbs can be planted.

Begin sowing Onion Seed of all varieties after the 15th of this month. As this is one of the most important crops, it should not be neglected.

Transplant Celery plants in ditches made for that purpose, and if the weather is favorable set out Lettuce, Beet, Cabbage and Cauliflower plants.

If the weather is not too hot and dry, Spinach may be sown, but has to be well watered, otherwise it is impossible to get a stand.

Some Cabbage seed can be sown, but Cabbage sown in this month will generally not do as well as seed sown during the previous month.

Set out, divide and transplant shallots, set out Onion sets and Chive plants, sow Sorrel and Turnip-rooted Celery.


**FIELD.**—Continue to plant Potatoes for an early winter crop. Use only small ones left over from a late spring crop, but do not cut them as they are apt to rot. Plow under the Cow Peas and prepare land to set out Cabbage and Cauliflower plants. Sow seed Rye, Barley, Oats, Wheat, Speltz, Vetches, all varieties of Clovers, Dwarf Essex Rape, Alfalfa, Johnson, Bermuda, English Rye, Rescue, Grass and all varieties of Stock and Sugar Beets.

**ORCHARD.**—Take out all trees not giving satisfaction and make arrangements for profitable stocks.

**FLOWER GARDEN.**—During this month flower seeds such as Pansy, Daisy, Sweet Alyssum, Candytuft, Stocks, Flowering Sweet Peas, Phlox, Chinese and Japan Pinks, Chabaud Carnations, Asters, etc., can be sown. Plant Hyacinth bulbs for early blooming at the end of the month. Sow on your lawn English Rye Grass for winter lawn.

## Ceresan

For Seed treatment of small grains. Here is an easily applied dust treatment for cereals. Ceresan has proven effective in controlling such seed-borne diseases as bunt or stinking smut of wheat; stripe disease of barley; loose and covered smuts of barley and oats and covered kernel smut of sorghum. It is the only dust treatment which has successfully controlled these destructive grain diseases. Ceresan does not injure the seed. Only 2 ounces of Ceresan required per bushel of wheat, rye or sorghum and 3 ounces for barley and oats. Easy to apply, economical to use.



A dust disinfectant for Wheat, Oats, Barley and other cereals.

We carry in stock:

8 oz. tin .....	\$ .50
1 lb. tin .....	.75
5 lb. tins .....	3.00

Can make prompt shipments of:

25 lb. pail .....	\$12.50
100 lb. drum .....	49.00
300 lb. drum .....	144.00

## Semesan

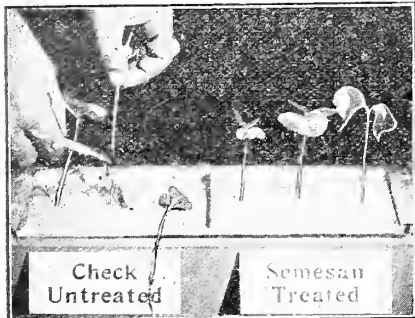
Semesan is used as a dust or liquid disinfectant to kill or retard the development of disease producing bacteria and fungi on small grain vegetable and flower seed.

Semesan provides the one effective method of controlling the various damping-off disease as illustrated in the first picture. It is being used with wonderful results in all sections of the country on grains, field crops, vegetables, flowers and ornamentals. Brown Patch of grasses, a disease which swiftly destroys the expensive turf of golf greens, estate lawns and tennis courts, can be prevented and, if treated soon enough, cured with Semesan. Easily applied—little skill required at a cost of only 1/2 cent to 1 cent per pound of seed. The cheapest crop protection you can buy.



A general disinfectant for vegetable and flower seeds or bulbs, and certain plant disease. We carry in stock:

2 oz. tin .....	\$ .50	25 lb. pail .....	\$ 56.25
1 lb. tin .....	2.75	100 lb. drum .....	220.00
5 lb. tin .....	13.00	300 lb. drum .....	645.00



**SEMESAN CONTROLS DAMPING-OFF DISEASES.**



## Directions for Planting in October

**VEGETABLE GARDEN.**—This is the month when Artichokes should be dressed, the suckers or sprouts taken off and transplanted.

Onion seed can be sown but it is better to get in the ground as soon as possible, so that the plants get large enough before cold weather comes on.

Alaska, First and Best Peas can be planted.

Sow Cabbage, Spinach, Cauliflower, Broccoli, Brussels Sprouts, Kale, Mustard, Swiss Chard, Carrots, Beets, Salsify, Leeks, Corn Salad, Parsley, Chervil, Kohlrabi, Lettuce, Radishes, Endive, Parsnips and Herbs.



































































**FIELD.**—Speltz, Wheat, Rye, Barley, Rape and Oats should be planted for stock food, also Rhodes Grass and all varieties of Clover, Alfalfa, English Rye, Rescue and all varieties directed for September.

**ORCHARD.**—Spray your fruit trees in order to destroy scale and other insects, and prepare land to set out more trees. If the weather is good and the trees are in sap, bud Orange trees.

Transplant Strawberry plants, they have to be transplanted every year, as they cannot be left in the same place for several years, as is done in the North. Everbearing and Klondyke Strawberries are the favorite varieties for the Southern States.

**FLOWER GARDEN.**—Continue to sow Flower seeds of all spring blooming varieties. Plant Hyacinth, Narcissus, Tulip and Lily bulbs, Pansies, Daisies, Sweet Alyssum, Candy-tuft, Petunias, Phlox, Verbenas, Columbine, Chinese and Japan Pinks, Carnations, Snapdragon. Flowering Sweet Peas, Sweet William, Stocks and Poppy. Plant English Rye Grass for your winter lawn.

## October 1929

				
	New Moon 2nd	First Quar. 10th	Full Moon 18th	Last Quar. 25th
Days of Month	Days of Week	Moon's Phases	Moon's Place	
1	T			
2	W			
3	T			
4	F			
5	S			
6	S			
7	M			
8	T			
9	W			
10	T			
11	F			
12	S			
13	S			
14	M			
15	T			
16	W			
17	T			
18	F			
19	S			
20	S			
21	M			
22	T			
23	W			
24	T			
25	F			
26	S			
27	S			
28	M			
29	T			
30	W			
31	T			

## Semesan Jr.

Semesan Jr. is used as a dust disinfectant to control the ear, root and stalk rots of corn. In tests conducted in both Illinois and Iowa by the Federal and State Governments, Semesan Jr. increased yields from diseased seeds by varying amounts up to 38 per cent.

Semesan Jr. is applied only as a dust, at the rate of 3 ounces per bushel of seed. The cost therefore ranges from only about 4 cents an acre of field corn to 6 or 7 cents per acre of sweet corn. Send for Semesan Jr. Corn Pamphlet with full directions.

A dust disinfectant for Seed Corn.



We carry in stock:

4 oz. tin .....	\$ .50
1 lb. tin .....	1.75
5 lb. tin .....	8.00

Can make prompt shipments of:

25 lb. pail .....	\$ 31.25
100 lb. drum.....	120.00
300 lb. drum.....	345.00



Semesan Jr. Generally Increases Corn Crops.

## Semesan Bel

Semesan Bel is the instantaneous dip disinfectant for surface borne diseases of white and sweet potatoes. One pound of it treats from 18 to 20 bushels of seed potatoes. Remarkably effective in preventing scab and rhizoctonia, and destroying many disease germs, besides speeding germination early maturity and the production of larger crops.

Semesan Bel is applied to whole or cut seed pieces as a whitewash-like mixture. Because of its effective control of the common potato diseases a higher percentage of potatoes of certified grade can be obtained.



Write for Semesan Bel Potato booklet.

An instantaneous dip disinfectant for seed potatoes.

We carry in stock:

1 lb. tins .....	\$ 1.75
5 lb. tins .....	8.00

Can make prompt shipments of:

25 lb. pail .....	\$ 31.25
100 lb. drum.....	120.00
300 lb. drum.....	345.00



Semesan Bel Improves Potato Yields.

# November 1929



Days of Month	Days of Week	Moon's Phases	Moon's Place
1	F	☺	♊
2	S	☺	♊
3	S	☺	♊
4	M	☺	♊
5	T	☺	♊
6	W	☺	♊
7	T	☺	♊
8	F	☺	♊
9	S	☺	♊
10	S	☾	♋
11	M	☾	♋
12	T	☾	♋
13	W	☾	♋
14	T	☾	♋
15	F	☾	♋
16	S	☾	♋
17	S	☺	♌
18	M	☺	♌
19	T	☺	♌
20	W	☺	♌
21	T	☺	♌
22	F	☺	♌
23	S	☺	♌
24	S	☾	♍
25	M	☾	♍
26	T	☾	♍
27	W	☾	♍
28	T	☾	♍
29	F	☾	♍
30	S	☾	♍

## Directions for Planting in November

**VEGETABLE GARDEN.**—During this month continue to sow all varieties of winter vegetables as during the previous month.

All varieties of Cabbage can be sown this month and they will make fine heads in the spring.

Sow Spinach, Lettuce, Radishes, Beets, Turnips, Mustard and all fast growing vegetables.

Hotbeds should be gotten ready now for early plants; manure for same should be looked after, it ought not to be over one month old. Set out Shallots, Chives, Onion Sets and Onion Plants.

**FIELD.**—Continue to sow all varieties of Grasses, Alfalfa, Field and Clover Seed as directed for September and October.

**ORCHARD.**—Prepare your land to set out fruit trees, transplant those which are dormant. Best after second frost.

**FLOWER GARDEN.**—Sow Flower seeds of all kinds in boxes and transplant when large enough into open ground, such as Pansy, Daisy, Phlox, Petunia, Chinese and other Pinks, Alyssum, Candytuft, Larkspur, Lobelia and Poppy. Sow Sweet Peas.

Set out roses and other hardy plants in December.

Plant Hyacinths, Tulips, Narcissus, Jonquils, Crocus and Freesias in open ground or flower pots for forcing.

To force Hyacinths and other bulbous rooted plants in flower pots, use light but rich soil in equal portion of peat moss. Plant in 6-inch pots, so that the top of the bulbs are covered half an inch.

Give one good watering and bury the pots 6 inches under the ground, until the bulbs are well rooted, which takes from 4 to 5 weeks. When well rooted take the pots from the ground and gradually expose to the light, when they will soon put out and bloom well. Plant English Rye Grass for your winter lawn.

## STIM--PLANT Plant Food in Tablet

**PLANT STIMULANT TABLET**

The modern, efficient and scientific method of fertilizing all kinds and condition of growing plants in home garden, orchard and on farms.

**STIM-U-PLANT**—is a 26 grain tablet with a guaranteed chemical analysis of 11% Nitrogen, 12% Phosphoric Acid and 15% Potash. No other plant food contains anything like as high an analysis as this. Stim-U-Plant tablets are composed of water soluble materials of great feeding power and of known weight and percentage of plant food.

Stim-U-Plant tablets should be used directly in the soil. Do not spray on the foliage. No matter how rich the soil may be, these wonderful little Tablets will help the plants along.

Use it and you will have the largest crops of fruit and vegetables, and an abundance of the largest and sweetest-scented flowers of intense and vivid colors.

Here is the secret. Science has produced a tablet that is rich in plant food, containing 11 per cent Nitrogen, 12 per cent Phosphoric Acid and 15 per cent Potash, and it is odorless and clean. Compare this analysis with that of any other fertilizer.

It is not applied broadcast, but is put at the feeder roots of individual plants, so there is no waste and you feed the plants that need it. It produces no weeds, like ordinary stable manure, so it economizes in labor.



Each tablet contains highly concentrated, immediately available plant food, and enables the grower to control the development of plants. They increase production, brightens color and improve quality.

Simply insert tablets in the soil near plants. Or, four tablets dissolved in a gallon of water is the solution used instead of liquid manure and is less trouble and gives better results than the objectionable manure water. Make liquid applications to the soil—not on foliage or stems.

### TABLET FORM OF GREAT VALUE

1. They give an exact feeding unit.
2. No messy mixing.
3. No unpleasant odor.
4. Maximum efficiency because no food-value lost in scattering, leaching, or run-off of soil surface-water.
5. Makes repotting of plants unnecessary as it replaces the food withdrawn by the growing plants.

**STIM-U-PLANT** Tablets are packed in three sizes:

Small Size, 25 cents. Containing 30 Tablets.

Medium Size, 75 cents. Containing 100 Tablets.

Large Size. \$3.50. Containing 1,000 Tablets.

## VOLCK FOR SAFE AND SURE PEST CONTROL

Volck is one of the most powerful insecticides known. It is effective on practically all insects on ornamental and flowering plants. Wonderful results have been obtained against red spiders, cyclamen mite, aphid, (green fly), scale, mealy bug, thrips, and caterpillars. Many pests that could not be controlled before are now killed with VOLCK. Even mildews and rusts are prevented and stopped by VOLCK. Not only does VOLCK give effective control of pests, but it also prevents reinfestation for a considerable period. VOLCK is odorless, colorless and non-poisonous. There is no unsightly residue. Plants are deep glistening green after using VOLCK. **VOLCK Is Safe and Sure.**

Tender foliage can be safely sprayed where VOLCK is used. Pests of coleus, cyclamen, evergreens, ferns, orchids and many other types of plants have been successfully controlled.

### Prices on Volck:

½ Pint can.....	.50	1 Qt. can.....	1.00
1 Pint can.....	.75	1 Gal. can.....	3.00

Write for Prices on Larger Quantities.

## Directions for Planting in December

**VEGETABLE GARDEN.**—Peas for general crop can be planted.

Spinach, Radishes, Carrots, Lettuce, Endive, and some early Cabbage may be sown. Sow early varieties of Cauliflower in a frame or a sheltered situation in the open ground to be transplanted in February.

In the latter part of this month sow Peppers, Cucumbers, Egg-plants in the hotbed.

Sow Tomatoes for forcing in a cooled-off hotbed.

Set out Shallots, Onion Plants, Chives, and Onion Sets.

**FIELD.**—Sow White Flowered Sweet Clover, Alfalfa, White Dutch, Burr, Japan and Crimson Clover. Also, all varieties of Grass seed, Rye, Barley, Wheat and Oats for stock food.


**ORCHARD.**—Prepare ground for fruit trees during month and towards the end of the month begin to plant.

Plant Pecan Nuts to raise trees from.

Prune, work and fertilize trees which have been planted during the previous season.

**FLOWER GARDEN.**—Plant Hyacinths, Tulips, Narcissus, Jonquils, Crocus, Freesias and Chinese Lilies. Sow all varieties of winter and spring blooming flower seeds in cold frames to be set out in January and February, as for instance Lobelia, Asters, Pansy, Daisy, Phlox, Petunia, Chinese and other Pinks, Alyssum, Candytuft, Larkspur, Poppy, Hollyhock, Snapdragon, Calceopsis, Heliotrope, Carnations and Reseda. Set out Roses and other hardy plants, and all varieties of Herbs. Plant English Rye grass for your winter lawn.

Plant Sweet Peas.



The Best Inoculation for All Legume Seeds Means Better Crops, Better Soils, Less Fertilizer Expense

Seeds of all legumes—Clovers, Alfalfa, Beans, Peas, Vetches, etc.—will yield far better results if inoculated with FARMOGERM, and in addition leaves in the soil a heavy deposit of nitrogen which benefits all succeeding crops in the rotation.

Full directions go with each bottle—easily applied—takes but little time.

### WHAT FARMOGERM IS

FARMOGERM is a pure culture of nitrogen-fixing bacteria selected for maximum vitality and ability to transform the nitrogen from the air into soluble nitrates. These bacteria are carried on a nitrogen-free jelly medium, and are forced to live on the air nitrogen which comes to them through the patented stopper, which admits the air but shuts out contaminations. In consequence they continue to get their nitrogen from the air when carried into the soil on the seeds, and add to the soil nitrogen.

By reason of the patented stopper which admits air and excludes contaminations, FARMOGERM stays good for years—always fresh—always strong and virile.

We carry cultures in stock for the following crops: Alfalfa, Sweet Clover, Hubam Clover, Crimson or Red or Alsike Clovers, Dwarf Clover, Burr Clover, Japan Clover.

#### Prices on No. 1 and 2

10 Bushel size (30 Acres).....	\$8.00
2½ Bushel size (7½ Acres).....	2.25
1 Bushel size (3 Acres).....	1.00
½ Bushel size (1½ Acres).....	.60
¼ Bushel size (¾ Acres).....	.35

Cultures for large size seeds, namely: Garden Peas and Beans, Sweet Peas and Cow Peas, Soy Beans, Velvet Beans, Lima Beans, Vetches and Peanuts.

#### Prices on No. 3, 5, 7, 8 and 9

5 Bushel size (5 Acres).....	\$2.25
1 Bushel size (1 Acre).....	.60
½ Bushel size (½ Acre).....	.35

Special Garden Size No. 5—25c.

When ordering, be sure to state what crops you wish to inoculate.

## December 1929



First Quar. 9th  
Full Moon 16th  
Last Quar. 22nd  
New Moon 30th

Days of Month	Days of Week	Moon's Phases	Moon's Place
1	S	☾	♏
2	M	☾	♏
3	T	☾	♏
4	W	☾	♏
5	T	☾	♏
6	F	☾	♏
7	S	☾	♏
8	S	☾	♏
9	M	☾	♏
10	T	☾	♏
11	W	☾	♏
12	T	☾	♏
13	F	☾	♏
14	S	☾	♏
15	S	☾	♏
16	M	☾	♏
17	T	☾	♏
18	W	☾	♏
19	T	☾	♏
20	F	☾	♏
21	S	☾	♏
22	S	☾	♏
23	M	☾	♏
24	T	☾	♏
25	W	☾	♏
26	T	☾	♏
27	F	☾	♏
28	S	☾	♏
29	S	☾	♏
30	M	☾	♏
31	T	☾	♏

### ORDER BY NUMBER

#### Small

- No. 1—Is good for Red, Mammoth, Alsike, Crimson, Egyptian, and White Clover.
- No. 2—Alfalfa, White Sweet Clover, Yellow Sweet Clover, Burr Clover, and Hubam Clover.

#### Large


- No. 3—All Vetches: Canada Field Peas, Broad Beans, Sweet Peas, Perennial Peas, and Garden Peas.
- No. 5—Garden Peas, Garden Beans, Sweet Peas, any variety.
- No. 7—Cowpeas, Peanuts, Lima Beans, and Velvet Beans.
- No. 8—Garden Beans, Field Beans, Navy Beans, Kidney Beans, and Scarlet Runner Beans.
- No. 9—Soy Beans, any variety.

### OTHER VARIETIES FURNISHED PROMPTLY

Japan Clover separate because same size seed as Groups 1 and 2 and therefore \$1.00 per bu. size or 3 acres even though naturally falls in Group 7.

# Vegetables, Standard Varieties

## ARTICHOKE



Green Globe Artichoke.

**CULTURE.** Sow in February in rich soil and transplant the following spring to permanent beds (in rows or hills) three feet apart and two feet between the plants. Green Artichoke gives only partial crop the first of the season, but the beds will be bearing for years. Protect in winter by covering of leaves or coarse manure.

**LARGE GREEN GLOBE.** The standard variety. Produces large, globular heads, scales, green shading to purple. Pkt. 10c; oz. 50c;  $\frac{1}{4}$  lb. \$1.75.

## ASPARAGUS

**CULTURE.** Drill the seed thinly in rows 14 inches apart in your seed bed during March and April. Transplant about January 1st, setting the roots twelve inches apart in furrows 4 feet apart and twelve inches deep. Cover with two or three inches of soil, and on top of that three or four inches of well rotted manure thoroughly mixed in soil. This is sufficient for the first season and will produce a marketable crop the following April, possibly March. Continue cutting until the sprouts become too small for the kitchen. Then allow them to grow to full size and spray the whole thoroughly with powdered sulphur during August, using only the best grade. This is to prevent or destroy any mildew, red spider or rust. In November cut the stalks close to the ground and burn them. Cover the rows in hills. With proper hoeing and culture the asparagus rows will bear profitably for many years. One ounce of seed will produce about 250 plants and it takes four to five pounds to the acre. For full directions how to grow Asparagus, get our Asparagus Book by Hexamer. Price, \$1.25.

**COLUMBIAN MAMMOTH WHITE.**—A magnificent variety. It furnishes fine, white shoots, which stay as long as they are fit to use without any artificial means of blanching. Pkt. 5c; oz. 10c;  $\frac{1}{4}$  lb. 30c; lb. \$1.00, postpaid.

**PALMETTO.**—Of bright green appearance, very large size and even, regular growth. Its immense productiveness combined with earliness and good qualities, make it a fine variety for general use. Pkt. 5c; oz. 10c;  $\frac{1}{4}$  lb. 30c; lb. \$1.00, postpaid.

Roots of the Above Varieties, 25c per dozen; \$1.75 per 100. Price for larger quantities on application.



Asparagus.

## BRUSSELS SPROUTS

This is another member of the Cabbage family. They form a straight stalk which bears on all sides a large number of miniature cabbages. These have a particularly fine flavor and are deemed a delicacy by many.

Culture same as cabbage.

The demand for Brussels Sprouts is probably in excess of the supply, but the cost of production is so high that it must be classed as a luxury. We recommend it highly for the home garden.

One ounce of seed will produce about 5,000 plants.

For Aphid spray with "Black Leaf 40."

This excellent vegetable, considered the most delicious of all the cabbage family, is finding increased demand in the public markets, and should be grown more largely. It is a long season grower and ranks as to time with our late varieties of cauliflower. Therefore, seed should be planted for succession from July 1st until November 1st. Semi-Dwarf Pkg. 5c; oz. 20c;  $\frac{1}{4}$  lb. 60c; lb. \$2.00, postpaid.



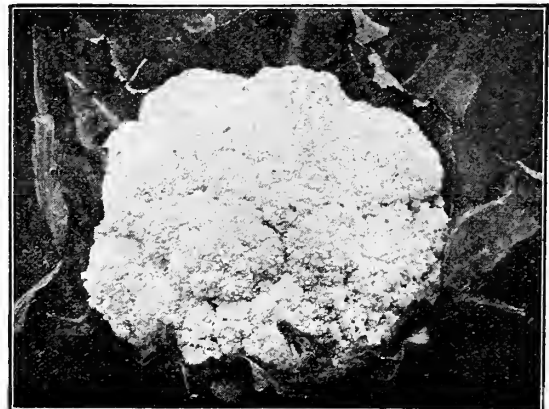
Brussels Sprouts.

## BROCCOLI

Broccoli is very late Cauliflower. It is an important market crop and several thousand cars are shipped every season, but it is not so well known by home gardeners. The culture is easy and the heads mature at a time when garden vegetables are scarce, therefore it should command much more attention from the home gardener than it now receives.

**CULTURE.** Seed is sown in open beds in July so that well grown plants can be had for transplanting during September. The plants require abundant irrigation, and make most of their growth during late fall; stand still during the coldest weather and head in the spring, earlier or later according to variety. It is possible to secure a succession of fine, white heads from January to April by using different varieties, all set in the same field at the same time.

**LARGE WHITE MAMMOTH.**—Pkt. 10c; oz. 30c;  $\frac{1}{4}$  lb. \$1.00; lb. \$3.50, postpaid.



Broccoli.

# BUSH BEANS

**NOTE.**—Seed beans, peas, etc., are sold by the pound. A pound equalling a little more than a pint.

**CULTURE.** During the early spring give sandy soil preference, but heavy soil in summer. When the ground is properly moistened and pulverized, plant bush beans one or two seeds every four inches, in rows twenty to twenty-four inches apart. If the soil is heavy, one-half inch is deep enough. Plant deeper in sandy soil. During the cool spring months plant shallow; during the hot summer months plant down to moist earth, if it should require five inches. Do not plant in muddy soil, nor irrigate immediately after planting, else the seed will rot. During the winter months do all irrigating in the morning, because the water from the pipe is warm and will help the growth. When applied in the evening the water chills the plants, cools the soil, retards the growth and causes mildew. During hot summer days irrigate in the late afternoon. Never sprinkle beans.

Mulch the soil as soon as it gets dry after each irrigation.

One pound to 100 feet of drill; 1 to 1½ bushels to the acre.

**Stringless Green Pod** The best green podded bean on the market. It is very early, extremely vigorous and produces an abundance of brittle stringless pods. Pkt. 10c, postpaid.

**Longfellow** Moderately early and productive. Pods dark green, 6 to 7 inches long, very slender, straight and round; very slightly stringy, tender, fine grained, attractive and of good quality. Pkt. 10c; 1 lb. 45c, postpaid.

**Early Refugee** OR THOUSAND TO ONE. This may be called one of the second early sorts. Pods are round, of good flavor, but because of the great vigor of the bush it needs twice the usual room. Pkt. 10c; 1 lb. 45c, postpaid.

**Black Valentine** (45 DAYS). Popular in the South on account of its blight-resisting qualities. It matures early, producing long, round, straight pods, which are tender when young. More vigorous and better producer than Red Valentine; pods dark green. Pkt. 10c; 1 lb. 50c, postpaid.

**Early Red Valentine** An old favorite and has only recently been surpassed by the Stringless Green Pod. Very prolific and the pods are fine and round, and very tender while young. It is an early, vigorous grower and heavy bearer, medium pods, fully flavored and uniform ripener. Pkt. 10c; 1 lb. 50c, postpaid.

**Giant Stringless Green Pod** The green, round, meaty pods resemble the Early Red Valentine, but this bean matures a week or ten days later. The pods are quite stringless and brittle at all stages and this variety is to be recommended highly. Pkt. 10c; 1 lb. 60c, postpaid.



Pencil Pod Black Wax Beans.

**Broad Windsor** Quite hardy and consequently can be planted very early. Pkt. 10c; ½ lb. 25c; 1 lb. 45c, postpaid.

**Pencil Pod Black Wax** Plant grows about 15 inches high, very productive, with straight pods 6 to 7 inches long, light golden yellow color, round, meaty and deeply saddle-backed; flesh brittle, solid and stringless; flavor fine. Pkt. 10c; 1 lb. 50c, postpaid.


**Wardwell's Kidney Wax** One of the most popular wax bush beans for home or market gardens. Extra early, maturing in five to six weeks. Pods are flat, straight and are produced in large quantities. Pkt. 10c; 1 lb. 50c, postpaid.

**Dwarf Black Wax** Sometimes called Butter Beans. One of the earliest varieties, producing fine, round meat, yellow pods of good quality. Prolific. Pkt. 10c; 1 lb. 50c, postpaid.

**Improved Golden Wax** (Rust Proof). The standard wax bean for years. Pods large, slightly flattened, brittle, quite stringless when young and of golden wax color. It is very tender, of fine flavor, and excellent as a shell bean for winter use. Bushes are of compact growth and very prolific. Pkt. 10c; 1 lb. 65c, postpaid.

Use Hammond's Slug Shot for All Leaf Eating Insects on All Vegetable Plants.

Write for our Domestic Catalog on Insecticides.



Improved Golden Wax Beans.

## PLANT A GOOD FALL GARDEN AND SAVE YOURSELF MONEY

That's an exact fact. Every farm and back yard garden in town is a money saver. Every mess of vegetable from the garden cuts down the store bill just that much. Plant a real fall garden this year. It can save you almost as much as a good spring garden. Give the fall garden a square deal and it will surprise you by its money-saving capacity.

WRITE FOR PRICES ON LARGER QUANTITIES.

## POLE BEANS



White Kentucky Wonder.

**White Kentucky Wonder** This bean has surpassed the old Kentucky Wonder, it being earlier and bearing for a longer time. The pods are stringless and up to eight inches long, dark green, very tender, and have a delicious flavor. The dry beans are white. Pkt. 10c; ½ lb. 30c; 1 lb. 55c, postpaid.

**Kentucky Wonder** or Old Homestead. This has been for a long time the most popular bean. It is very vigorous, climbs well, and bears abundance of nearly round pods which are often ten inches long. Pkt. 10c; 1 lb. 45c, postpaid.


**Kentucky Wonder Wax** This wax podded pole bean commences to bear in 55 days, and keeps on producing until killed by frost. Vines densely laden with a solid mass of long, thick yellow pods, entirely stringless. Seed dark brown. Pkt. 10c; 1 lb. 45c, postpaid.

**White Creaseback** Extremely early and matures all its pods at the same time. Vines are medium sized but wonderfully productive in good soil. The pods are quite round, quite fleshy, medium sized, silvery green, and are borne in clusters of four to twelve. Are excellent snap beans, fine shippers, and are especially fine for baking. Pkt. 10c; ½ lb. 25c; 1 lb. 45c, postpaid.

**Lazy Wife** So named because of the easy picking, and a very popular bean in some localities. Pods are broad, thick, very fleshy, entirely stringless and of a rich buttery flavor when cooked. The beans are white and make a good dry bean for winter use. Pkt. 10c; ½ lb. 25c; 1 lb. 45c, postpaid.

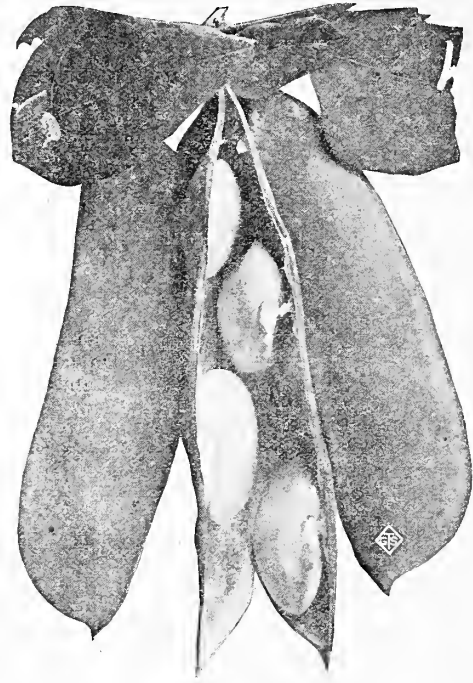
**Cut Short** or CORN HILL. The old standard for planting among corn. Pods are short, round and tender. Pkt. 10c; ½ lb. 25c; 1 lb. 45c, postpaid.

**Early Golden Cluster Wax** A good wax bean among the pole varieties. It bears from July until frost and the pods are six to eight inches long and come in clusters from three to six. The flavor is most excellent. Pkt. 10c; ½ lb. 25c; 1 lb. 45c, postpaid.



Early Golden Cluster Wax.

## BUSH LIMA BEANS



Small Bush Lima Beans.

**Large Bush Lima** This is the bush form of the Large White Lima. The bush is about 20 inches high and up to two and a half feet in diameter bearing from 50 to 100 large pods. Pkt. 10c; 1 lb. 50c, postpaid.

**Small Bush Lima** This bean is about two weeks earlier than the Pole Lima. It needs no stakes and produces an enormous crop of delicious Lima Beans. Pkt. 10c; 1 lb. 45c, postpaid.

**Speckled Bush Lima** A brown, flat bean, mottled with deep brown spots, size somewhat larger than Sieva, most prolific bush Lima grown, flourishes in the driest weather and is almost drought proof, a perfect bush butter bean growing 18 inches to 2 feet high, begins blooming early and if kept closely picked, continues to bear until frost kills the plant; good for summer or winter use. Pkt. 10c; 1 lb. 45c, postpaid.

## POLE LIMA BEANS

**Large White Lima** or BUTTER BEANS. The old favorite and of fine flavor. Pkt. 10c; ½ lb. 25c; 1 lb. 45c, postpaid.

**Small Lima.** This is a small type of the pole limas. It matures quickly, produces immense crops, and makes an excellent bean for winter use. Pkt. 10c; 1 lb. 45c, postpaid.

**Pole Speckled Lima** This fine Butter Bean is better adapted for the wants of the Southern farmer than any other variety. It is a certain and abundant cropper. The vines are strong growers and cling well to the poles or trellis. Bear early and late. Both pods and beans are larger than the old white Carolina or Sieva Butter Bean. The beans are speckled in color, white spotted with red but are of the very highest quality, both in the green and dry state. Pkt. 10c; 1 lb. 45c, postpaid.

Have You Our Domestic Catalog?

# Huth's Selected Table Beets

**CULTURE.** Little art is necessary for the cultivation of this vegetable. One grand essential for an early crop is to dig or plow deep and manure or fertilize well, and sow as early in the Spring as the soil will admit of working; draw drills half an inch deep and eighteen inches apart; sow the seed thinly, cover them thinly, and rake finely; before raking sow a sprinkling broadcast of Early Radish Seed, as they will be fit for pulling before the Beets are ready for thinning, which will be in about four weeks. As soon as the Beets have formed a few leaves, thin them out to three inches apart, allowing the strongest plants to remain. For a Winter crop sow late in August or in September; on the approach of frost take up the root and cut the leaves off to about two inches of the crown, store them in pits secure from frost, or in a cool, dry cellar, covered with earth or sand. The seeds always vegetate much sooner by soaking them in water about six hours before sowing. The young plants can also be successfully transplanted during moist weather. One ounce to 100 feet of drill; 6 to 8 pounds to the acre.



Detroit Dark Red Beets.

**Early Model or Wonder** The earliest of any beet in existence. It is of perfect globe shape with small tap roots. The color of the flesh is very dark red which makes it splendid for pickling purposes. In flavor it cannot be beat. It is tender, sweet and juicy, retaining its crispness throughout the season. The foliage is of a very dark color, is very small, permitting close planting of beets. This is one of the best acquisition of recent years. Pkt. 5c; oz. 10c; ¼ lb. 30c; 1 lb. \$1.00, postpaid.

**Early Blood Turnip** This is a turnip beet, and is the old standard among the early varieties. It is of dark red color and is perhaps the most popular of all beets. Pkt. 5c; oz. 10c; ¼ lb. 25c; 1 lb. 75c, postpaid.

**Extra Early Egyptian** An extra early turnip-shaped variety; has small tops and grows quickly. The flesh is in alternate rings of white and red. Pkt. 5c; oz. 10c; ¼ lb. 25c; 1 lb. 90c, postpaid.

**Eclipse** This is as early as the Egyptian, but is more desirable owing to its globe shape, smoothness and regularity. It has a small firm top, very sweet, fine and dark red color. Pkt. 5c; oz. 10c; ¼ lb. 25c; 1 lb. 75c.

**Detroit Dark Red** A choice strain of dark red turnip beet of globular to oval shape, with smooth roots and small tops. Skin is blood red, zoned with light shades, tender and sweet. Fine for market and canning. Pkt. 5c; oz. 10c; ¼ lb. 25c; 1 lb. 75c, postpaid.

**Long Blood Red** Old standard variety for table and cattle. It is the best drouth resister of all; color deep red, flesh very sweet. Grows entirely under the ground. Pkt. 5c; oz. 10c; ¼ lb. 25c; 1 lb. 90c, postpaid.

**Half Long Red** Larger than the turnip beet and makes a heavier yield. Pkt. 5c; oz. 10c; ¼ lb. 25c; 1 lb. 90c, postpaid.

**Swiss Chard or Foliage Beet** This is a distinct vegetable from the common beet, much superior for green, and is ready for use much earlier. When matured, the plants forms broad, flat and beautifully white-silver and Lucullus or wax-like stems, which are very delicious when cooked like beets or asparagus tips, or pickled. We recommend these two varieties for their greens. Pkt. 5c; oz. 10c; ¼ lb. 20c; 1 lb. 70c, postpaid.

## STOCK AND SUGAR BEETS

Every year sees an increase in the number of farmers in the south who plant a crop of Mangel or Sugar Beets for stock or feeding purposes. It is almost impossible to find crops that will give greater returns for the small amount of time and fertilizer spent on them than the Mangel, Sugar Beet and White Belgian Carrots.

Make rows 2½ to 3 feet apart, planting seed at the rate of about 6 pounds per acre. Both the Mangel and Sugar Beets are equally profitable for stock feeding.

### Stock Beets

**GOLDEN TANKARD.** This is a yellow beet, the most prolific variety and very nutritious. This beet is easily pulled and more delicate than the Long Red. It is one of the most profitable varieties for stock feeding. Pkt. 5c; oz. 10c; ¼ lb. 20c; 1 lb. 60c, postpaid.

**MAMMOTH LONG RED MANGEL.** These roots attain an enormous size and it is a fine variety for feeding. Pkt. 5c; oz. 10c; ¼ lb. 20c; 1 lb. 60c, postpaid.


**GIANT HALF SUGAR MANGEL.** This beet combines the larger size of the Mangel with the great feeding value of the Sugar Beets. The flesh is white, crisp and very sweet and the beet grows well above the ground. We recommend it especially. Pkt. 5c; oz. 10c; ¼ lb. 20c; 1 lb. 60c, postpaid.

**WHITE KLEIN WANZLEBEN SUGAR.** The beet contains 15 to 16 per cent sugar, and yields under an average condition, 16 tons to the acre. It has long slender root, and grows deeply sunk into the ground. Pkt. 5c; oz. 10c; ¼ lb. 20c; 1 lb. 60c, postpaid.

**Remember** we will allow you to select certain premiums as listed on page 3 when you buy garden and flower seeds in packets and ounces. We invite you to avail yourself of this opportunity.

Write for Special Prices on Quantity Desired.

# Profitable Varieties of Cabbage



Volga  
Cabbage.

**CULTURE.** Cabbage is sown here almost every month of the year, but seed for the main crop should be sown from July to September. Some sow earlier, but June is time enough. For a succession seed can be sown from the end of November, as stated before. Cabbage is a very important crop, and one of the best paying for the market gardener. It requires more work and attention than most people are willing to give and raise Cabbage plants during the months of July and August. We have found by careful observation that plants raised in August are the surest to head here. The most successful gardeners in raising cabbage plants sow the seeds thinly in seed beds, and water several times during the day; in fact, the seed bed is never allowed to get dry from the sowing of the seed till large enough to transplant. There is no danger in doing this or scalding the plants, as many would suppose, but, on the contrary, the plants thrive well, and so treated will be less liable to be attacked by cabbage flies, as they are so often disturbed during the day. Tobacco dust scattered on the plants and in the walls between the beds is a sure preventive against insects. One ounce to 2,500 plants;  $\frac{1}{4}$  lb. to the acre.

**Glory of Enkhuizen** A few days later than Copenhagen Market, of larger size and is quite round. A long-keeping sort. It is very dwarf and compact, allowing of close planting. Heads fine, ball-shaped. Size ideal for marketing. Pkt. 5c; oz. 25c;  $\frac{1}{4}$  lb. 80c; lb. \$2.75, postpaid.

**Early Jersey Wakefield** This is a most remarkable variety, particularly adapted to the wants of market gardeners. It heads evenly from the latter part of June to the beginning of July. It is erect in growth and has cone-shaped heads. Our stock is of the true American type, and is sure to give satisfaction. Pkt. 5c; oz. 20c;  $\frac{1}{4}$  lb. 60c; 1 lb. \$2.00, postpaid.

**All Season** A Drumhead cabbage as hearty and every way as good as Early Summer. This cabbage, while it matures a day or two later in spring, when planted in July matures a day or two earlier than Early Summer in the fall, so that it will average as early, while the solid heads are from a third to a half as large again, and they are as good for winter use as for summer use. Pkt. 5c; oz. 25c;  $\frac{1}{4}$  lb. 75c; 1 lb. \$2.50, postpaid.


**Huth's Volga** The quickest growing, large round variety. Uniform in growth, head hard and solid. It is two or three weeks earlier than other large kinds. The plant is nearly all head having a few outside leaves. The heads are nearly as round as a ball and as hard and solid as Danish Ballhead, while they are much larger and heavier, often weighing 15 lbs. each. The quality of this Cabbage is very fine both for cooking and for kraut. Pkt. 5c; oz. 25c;  $\frac{1}{4}$  lb. 75c; 1 lb. \$2.50, postpaid.

**Charleston Wakefield** **THE LARGEST POINTED HEADED SORT.** The Charleston Wakefield is an improved and larger form of Maule's Prize Jersey Wakefield. It requires rather more time to reach maturity but it yields fully twice the crop of the original Wakefield cabbage. Charleston Wakefield produces large heads in 85 days, and comes along in a close succession to the earliest cabbage crop. Pkt. 5c; oz. 20c;  $\frac{1}{4}$  lb. 60c; 1 lb. \$2.00, postpaid.

**Huth's Early Spring** Its great value lies in it being a first early flat cabbage, a type much preferred over the pointed heads by many. It is of the "Allhead Early" type, resembling it in habit of growth, but smaller, and is nearly as early as the Wakefield. The heads have few outside leaves, and these are small and grow so close to the head that they can be planted very close together. It is round in shape, slightly flattened, very solid, even before the cabbage attain their mature size. Pkt. 5c; oz. 25c;  $\frac{1}{4}$  lb. 75c; 1 lb. \$2.50, postpaid.


**Early Dwarf Flat Dutch** A very popular variety because of its heat-resisting character. It never flaws under the most severe heat, and produces heads after the earliest varieties have disappeared. Pkt. 5c; oz. 20c;  $\frac{1}{4}$  lb. 60c; 1 lb. \$2.00, postpaid.

**Late Premium Flat Dutch** Years ago we set out to build up a strain of Large Late Flat Dutch Cabbage that would be better than any other on the market, and now we have it in our Premium Flat Dutch. Our purpose has been to weed out every objectionable point, and to fix firmly every good quality. It produces many tons to the acre, because of its solidity and compact, snug manner of growth. Unlike most large sorts, it is solid to the heart. Our stock seed is always grown from heads (not from stalks after the heads are taken off), fully developed and perfect in every respect. This strain has no superior. The heads are large and very solid; open, white, are crisp and tender, and sure to head. Grown largely by marketmen on account of its good shipping qualities. Pkt. 5c; oz. 20c;  $\frac{1}{4}$  lb. 60c; 1 lb. \$2.00, postpaid.



Early Jersey Wakefield.





Drumhead Savoy Cabbage.


**Copenhagen Market** (Extra Early Imported).

An extra early, round headed cabbage can be depended upon for making large solid heads within 100 days after seeds were sown. Remarkably short stems, heads are solid and large weighing 10 to 12 pounds, with light green leaves and of good quality. Seed offered are imported and the plant has very few outer leaves. Pkt. 5c; oz. 25c; ¼ lb. 75c; 1 lb. \$2.50, postpaid.

**Red Flat Dutch** This is by far the surest heading red cabbage ever introduced. The plants are large with numerous spreading leaves. The head is large, flat, very solid and of a deep red color. Ninety-eight per cent of the plants will form extra fine heads. Pkt. 5c; oz. 25c; ¼ lb. 80c; 1 lb. \$3.00, postpaid.

**Savoy Cabbage** DRUMHEAD SAVOY. An excellent winter and spring family cabbage, partaking partially of the size of the Drumhead and the curled leaves of the Savoy. Market gardeners usually find it profitable to provide a limited quantity for discriminating customers; for family use it is equalled by none. Pkt. 5c; oz. 20c; ¼ lb. 60c; 1 lb. \$2.00, postpaid.

**Chinese Cabbage** (PE-TSAI). The wonderful green feed for people and for Poultry. You can't beat this for cheap Green Feed. A half pound Chinese Cabbage Seed will furnish enough greens to feed about 1,000 hens for 4 months. The cultivation of this Chinese Cabbage is similar to that for winter cabbage, spinach or lettuce. Sow seed any time through the year (for main crop from July to September) in rows a half inch deep and 24 inches apart, allowing about 2 inches between the seeds. Cultivate and irrigate ground well. Do not allow ground to dry out. Pkt. 5c; oz. 35c; ¼ lb. \$1.10; 1 lb. \$3.50, postpaid.



Glory of Enkhuizen.

**Stein's Early Flat Dutch** Next to our late Flat Dutch, the most popular cabbage in South Texas and Gulf Coast sections for a market and shipping variety. This is a splendid strain of Flat Dutch cabbage, just a little later than our Early Flat Dutch. For best results a trucker should divide his crop between the two, for it will insure a longer shipping season, the Late Flat immediately following Steins in maturity. Pkt. 5c; oz. 20c; ¼ lb. 60c; 1 lb. \$2.00, postpaid.

**"HAMMOND'S SLUG SHOT"**

USED FROM OCEAN TO OCEAN

**Cabbage Worms.** The Cabbage Worm has spread wherever cabbage is grown. Whether early cabbage or late cabbage, in garden or field, it perforates the plant, and is of all worms one of the most disgusting, to find hidden away in the folds of the leaf. If you want Cabbage free from Worms, use Hammond's Slug Shot.

Ask for Prices on Large Quantities.

**CABBAGE PLANTS.** We can furnish Cabbage Plants about March or September. If you are interested, write us for the names and prices of the varieties grown by us, stating amount you desire as we have special price on Large Quantities.



Chinese Cabbage.

**NOTICE**

Many of our good customers have asked: "Which cabbage matures the quickest?" The following are arranged to cover this information:

**Early Varieties**—Early Jersey Wakefield, Charleston Wakefield, Early Spring.

**Second Early Varieties**—Volga, All Season, Early Flat Dutch, Steins Flat Dutch.

**Late Varieties**—Late Flat Dutch, Drumhead Savoy, Glory of Enkhuizen, Chinese.

**Disease Resistant Strains**—All Season.

## CARROTS



Oxheart  
Carrot.

Select rich or well manured soil worked deep, because this is a deep rooted crop and the soil should be prepared deep enough to allow the roots to penetrate the soil without difficulty. Sow in shallow drills, 16 to 18 inches apart, in September and November. Make several sowings about two weeks apart so you will have a succession crop. When plants are well started, thin out to four inches apart in the row. Cultivate frequently; keep ground free from weeds and grass. Sow 1 ounce of seed to 250 feet of row. Carrots mature in 6 to 10 weeks from planting.

**Chantenay** or MODEL. A nice smooth carrot of perfect and uniform shape. A heavy yielder, a fine table quality 5 to 6 inches long and easily dug. The flesh is of a deep yellow color, tender and of excellent flavor. Pkt. 5c; oz. 10c; ¼ lb. 30c; 1 lb. \$1.00, postpaid.

**Oxheart** or GUERANDE. The French Carrot is one of the most valuable varieties either for family use or for the market. It is an intermediate between the half long and the Horn types attaining a diameter of 2 to 3 inches at the neck. It is very productive, rich orange color and beautiful shape. Pkt. 5c; oz. 10c; ¼ lb. 30c; 1 lb. \$1.00, postpaid.

**Danvers Half Long** Admirable in color, fixed in habit, a wonderful producer, the best of all for the stock breeder, and valuable to the market. With this variety the planters secure the largest return to the acre, with the least difficulty or harvesting. Pkt. 5c; oz. 10c; ¼ lb. 30c; 1 lb. \$1.00, postpaid.

**Improved Long Orange** THE OLD STANDARD, for both stock feeding and table use, either summer or winter. Fed to milch cows, it increases the flow of rich milk and gives to the butter a fine flavor and a beautiful color. Pkt. 5c; oz. 10c; ¼ lb. 30c; 1 lb. \$1.00, postpaid.

**Extra Early Short Forcing** An excellent forcing variety; very tender, small tops and of fine flavor. Pkt. 5c; oz. 15c; ¼ lb. 50c; 1 lb. \$1.50, postpaid.

## CARROTS FOR STOCK

**Large White Belgian** Grows one-third out of the ground. Root pure white, green above the ground and has a small top. It will grow to a very large size on rich soil, and is very easily gathered. Flesh rather coarse and used exclusively for stock feeding purposes. Pkt. 5c; oz. 10c; ¼ lb. 30c; 1 lb. \$1.00, postpaid.

### Large Yellow Belgian


Practically the same as the above, except the color of the flesh is yellow. An excellent keeper. Pkt. 5c; oz. 10c; ¼ lb. 30c; 1 lb. \$1.00, postpaid.

## COLLARDS

The Collard is an old-time favorite, adapted to all parts of the South, and as a producer of "greens" for boiling in winter and spring it has no equal. It will pay you to have a collard patch just to feed the chickens.

### True Georgia

This variety is the old-time favorite. It has a short stem and is very hardy. In many places where the soil is too poor to grow cabbage, the collard grows easily, and makes a good substitute for cabbage. Pkt. 5c; oz. 10c; ¼ lb. 30c; 1 lb. \$1.00, postpaid.



## CAULIFLOWER

**CULTURE.** The same as for Cabbage, except that it will pay to use extra manure and plenty of water for Cauliflower. If the soil is dry water frequently and if the plants have a heavy mulch of hay or straw, it would keep the soil moist, and the plants would not suffer from drouth. The early kind should be strong enough to plant out not later than the middle of August; the late kinds may be planted out the same as Cabbage. One ounce of seed produces 1,500 plants; 15,000 plants will cover one acre.

**Early Snowball** This cauliflower is extremely early, heads with certainty and these heads are of high quality. The plant is dwarf, outer leaves are erect, while the inner leaves lap over the head, protecting it from the sun. It is the finest Cauliflower on the market, and we recommend it to the Market Gardeners especially. Pkt. 20c; oz. \$1.50; ¼ lb. \$5.00, postpaid.

**Early Paris** An excellent French variety, and popular among the early sorts in the Paris markets. Heads are large, white, compact, solid, of excellent flavor, tender and delicious. Leaves large, stalk short. Pkt. 10c; oz. \$1.00; ¼ lb. \$3.50, postpaid.

**Plants** We can furnish cauliflower plants in season 25c per dozen from September to November. Also February to April. Write for prices on large quantities.

To Fight the Bugs, See Our Domestic Catalog.



Early Snowball Cauliflower.


## CELERY

**CULTURE.** For early celery sow in March or February, in hotbeds, in drills 4 to 6 inches apart and cover about ¼ inch deep. When fairly out of seed leaf transplant to another bed, thin out to 2 to 3 inches in the row, and leave growing until needed to plant outside. In April plant the field rows 18 to 20 inches apart, and set six inches in the row. In planting press the ground around the plants but do not let any earth get into the heart. The soil should be very rich and the plants should be earthed up several times during their growth. Celery needs more water than any other garden crops, and is liable to get soft if not watered sufficiently.

For winter use sow the seed in the latter part of May, or beginning of June, in beds, and transplant in the fields in August. If the roots are to be dug up and put in trenches to bleach, allow two feet between the rows, or if they are to bleach in the same place where grown, allow four feet. When cold weather sets in dig a trench in a high well drained place, one foot wide, and of a depth of a few inches less than the height of the celery. Set your plants closely in it and cover gradually with straw or hay and earth as the weather gets colder. The top of the trench should be sloping so as to allow the water to run off. One ounce of seed produces 2,500 plants and it takes about 42,000 plants to set one acre if the rows are 2 feet apart.

### White Plume

This celery is valued because the stalks and portions of the inner leaves and heart are white, by simply tying up the stalks and drawing up the soil with the hoe, the work of blanching is completed. It is ornamental, tender, crisp and of good flavor and very early. Pkt. 5c; oz. 30c; ¼ lb. \$1.00, postpaid.



White Plume Celery.

### Giant Pascal

This is a green leaved variety. It bleaches very quickly after earthing up and is a beautiful yellowish white color, very solid and crisp, and of a sweet flavor which is not equalled by any other variety. The stalks grow broad and thick, a single plant making a large bunch. Under high cultivation this variety will give the best satisfaction. Pkt. 5c; oz. 30c; ¼ lb. \$1.00, postpaid.

**Golden Self-Blanching** This is a beautiful plant of close habit, compact growth, and has straight and vigorous stalks. The ribs are perfectly solid, crisp and brittle. Its delicate flavor is surpassed by no other variety and moreover it has the decided merit of being self-blanching to a very remarkable degree. Our stock of this seed is selected with special care in France. Pkt. 5c; oz. 50c; ¼ lb. \$1.75, postpaid.

### CELERIC, Giant Smooth Prague

Grown exclusively for its roots, which are turnip shaped, very smooth, tender, and marrowlike. The roots are cooked and sliced and eaten with vinegar. They make an excellent salad. Are used for seasoning meats and flavoring soups. Pkt. 5c; oz. 30c; ¼ lb. \$1.00, postpaid.

## CHICORY

**Large Rooted** or **COFFEE.** A hardy plant introduced from Europe and much used in Europe as a substitute for coffee; large quantities of prepared roots are exported to this country. May be used to good advantage and pay large profit, and its culture is simple. In the fall the roots required to be taken up and cut into small pieces and put where they will dry requiring the same treatment used for drying apples. When required for use they should be roasted and ground like coffee. Require similar treatment as carrots. Pkt. 10c; oz. 25c; ¼ lb. 75c, postpaid.

## WHITLOOF

### Brussels or French Endive

A few years ago this salad vegetable was almost unknown in America. It is now on the bill of fare of all first-class restaurants. Although mostly imported as yet, it is an easily grown winter vegetable which can be raised in every home.

Plant seed in March or April. Lift the roots in November or December, and store in sand in a cool place until ready for starting into growth in soil in the cellar.

Forcing or growing is done any time from December 15 until spring in good soil in cellars, hotbeds or outdoors. Pkt. 10c; oz. 25c; ¼ lb. 75c, postpaid.



Whitloof.

## CORN SALAD

**Broad Leaved** Used as a small salad throughout the winter and spring. Sow thickly in drills, cover slightly at the beginning of autumn and sprinkle with straw on the approach of severe winter weather, or sow in a cold frame, covered in winter as may be convenient—thus is accessible even when the deep snow prevails. Pkt. 5c; oz. 15c; ¼ lb. 35c; 1 lb. \$1.00, postpaid.

## CHIVES

The Chives are small and not very important members of the onion tribe, quite hardy everywhere. The leaves are slender and appear very early in the spring, and may be cut several times during the season. They are propagated by seeds and by roots. The Chives make the very best border for beds in the vegetable garden, and are not only useful, but bearing pink flowers and a mass of golden leaves, are ornamental and are equal to the onion for flavoring soups and salads. Pkt. 10c; oz. 75c.

## CURLED CRESS

Used as a small salad. Sow very thickly in shallow drills; cover on a smooth surface at short intervals throughout the season. Pkt. 10c; oz. 30c; ¼ lb. 90c, postpaid.

## WATER CRESS


Is quite distinct from garden cress, and thrives only when its roots and stems are submerged in water. It is one of the most delicious of small salads and should be planted wherever a suitable place can be found. Pkt. 10c; oz. 60c; ¼ lb. \$2.00, postpaid.

# The Best Varieties of Sweet Corn

**CULTURE.** All varieties of sweet corn may be sown either in rows four feet apart and the seeds planted about eight inches in the row, or planted in hills at a distance of three or four feet each way according to the variety grown or the richness of the soil in which it is planted. Sweet Corn should not be planted deeper than one to one and a half inches, as it is liable to rot in the ground. Hoe often, drawing the earth against the stems and breaking off the side shoots. One pound to 250 hills. About ten pounds will plant one acre in drills.

## Golden Bantam

Is the most tender, sweetest, richest, and best evergreen Sweet Corn in existence. It produces strong, sturdy stalks, growing about four feet high. Is extremely hardy and can be grown from the Gulf to the Great Lakes. Each stalk produces three to four fine ears 5 to 6 inches long, having eight rows of sweet kernels. Golden Bantam is the quickest to mature and will give better and quicker results than any other sweet corn we know of. We have found it remarkably free of worms. Don't fail to have some of this splendid corn in your garden next year. Pkt. 10c; lb. 35c, postpaid.



Stowell's Evergreen.

## Country Gentleman

The ears are not only of good size, but are produced in great abundance, one stalk frequently bearing four good ears while the average is three to a stalk. The cob is very small giving great depth to the kernels, which are of pearly whiteness. Pkt. 10c; lb. 35c, postpaid.

## Stowell's Evergreen

This variety is more largely planted than any other, and is the general favorite with canners and market gardeners for late use. It is very productive the ears are of large size, grains deep, exceptionally tender and sugary and remain for a long time in an edible condition. Pkt. 10c; lb. 35c, postpaid.

## Extra Early Adams

This is not a true sweet corn, but on account of its hardness and its round, hard grains it can be planted much earlier than the wrinkled sort sugar corn. The ears are well filled with tender white kernels. It is usually ready a week earlier than the White Mexican. Pkt. 10c; lb. 25c, postpaid.

## Adams Large Early


Similar to Adams Extra Early but ten days later, and has much larger ears. Adams Early is very hardy and can be planted earlier than sweet corns. Has small stalk and can be planted close. More valuable for the market than for home gardens as it lacks fineness of flavor found in sweet varieties. Give the best cultivation and rich soil. Pkt. 10c; lb. 25c, postpaid.

## Huth's Prolific

Not a sweet corn but a good corn for roasting ears. Huth's Prolific Corn is a wonder in production of both grain and forage. It is the most prolific corn we have ever seen, the yield of grain and forage being enormous. It makes more ears and better ears, with longer, deeper grains. Huth's Prolific averages 16 to 18 rows. It has deep grains very closely set on a very small white cob. Sixty-five pounds of corn in the ear shells out one bushel or more. Grains rather flinty and a good keeper. Medium early, maturing in from 110 to 120 days. Makes splendid "roasting ears," the size of ears being good, and in flavor almost equal to that superb variety of Sweet Corn "Country Gentleman." It is the best all purpose corn that you can grow in the South. It pays as a field crop; it pays the market gardener; it pays in the home garden. It roots deeply, resisting drought and storms. It is adapted to both upland and lowland. It always makes a crop and is a prize winner at the crib of every man who plants it. Pkt. 10c; lb. 25c, postpaid.

# Cucumbers

**CULTURE.** For early, sow seed in hotbed in small pots and plant out when danger of frost is over. They can be marketed with a gain of six or seven weeks over those sown in the open ground. For general crops drop in hills four to six feet apart, as soon as the weather is warm, ten to twelve seeds in a hill, cover half an inch deep and pat it down with a hoe. Hoe often, and when out of danger of insects, thin out to three or four plants to a hill. Middle of March to May 1st is the right time to sow for pickles. Pick fruits as soon as big enough to use or the productiveness will be injured. One ounce will plant about 50 hills. One pound to one acre.



Early Fortune Cucumbers.

## Huth's Improved Long Green

This is unquestionably the most popular for general use. When matured is 9 to 12 inches long. Flesh is very solid, crisp and of delicate flavor. The skin is dark green and retains its color for a remarkable long time. Pkt. 5c; oz. 15c; ¼ lb. 40c; 1 lb. \$1.25, postpaid.

## Huth's Perfect

This is one of the very best cucumbers grown, both for forcing and for out of doors. It is slim and symmetrical in shape and from 8 to 10 inches long and of a dark, glossy green color changing to white, without streak of yellow, only when ripe. Pkt. 5c; oz. 15c; ¼ lb. 40c; 1 lb. \$1.25, postpaid.

## Lemon Cucumber


Here is a cucumber in the shape of a lemon, and having a flavor that at once puts it ahead of the common cucumber. It is bound to become a great favorite as a table delicacy. It is an excellent shipper, and pickled as a gherkin, is delicious. Pkt. 10c; oz. 30c; ¼ lb. 90c, postpaid.

## CUCUMBERS—Continued

**Japanese Climbing** While all cucumbers are running vines this variety is much more so than others. It climbs quickly on poles or trellises and is entirely distinct. The quality is splendid and well adapted for pickling and salads. The greatest advantage of having a cucumber trained on a pole or fence is evident. Pkt. 5c; oz. 20c; ¼ lb. 60c, postpaid.

**Early Fortune** **WHITE SPINE.** Used extensively by many in Florida for Northern shipping. Of dark green color which holds for many days after picking. Early Fortune does not show up white color before maturing, as do most of the old strains of the White Spine. Stays plump and fine looking for days after reaching markets North. Has a tapering shape, has a regular growth and carries a dark green color seldom found in cucumbers. Pkt. 5c; oz. 15c; ¼ lb. 40c; 1 lb. \$1.25, postpaid.

**West India Gherkin** The fruit is very small, almost round and closely covered with spines. Pkt. 5c; oz. 20c; ¼ lb. 60c, postpaid.



Everbearing Cucumber.



Early Improved White.

**Early Improved White Spine** Vines vigorous, bearing early and abundantly. Fruit uniformly straight and handsome, dark greenish-white and a few white spines. Flesh tender and of excellent flavor. Used extensively for forcing under glass. Pkt. 5c; oz. 15c; ¼ lb. 40c; 1 lb. \$1.25, postpaid.

**Everbearing** This variety is of small size, very early, enormously productive, and valuable as a green pickle. Pkt. 5c; oz. 15c; ¼ lb. 50c; 1 lb. \$1.50, postpaid.

**Klondyke** An attractive dark green cucumber, averaging 6 to 7 inches long and 2 inches thick; of unsurpassed quality. Its points of superiority are: Extreme earliness, a prolific bearer, very hardy; size just right for a slicing cucumber. An excellent pickling sort. Pkt. 5c; oz. 15c; ¼ lb. 50c; 1 lb. \$1.50, postpaid.

**Huth's Pickling** The fruit abundantly borne, averages 4 to 5 inches in length and is of excellent quality. Pkt. 5c; oz. 15c; ¼ lb. 40c; 1 lb. \$1.25, postpaid.

## SELECTED EGG PLANT

**CULTURE.** Sow in hotbeds very early in the spring; thin them out as soon as big enough to be handled to 3 or 4 inches each way, and later transplant to 2 to 3 feet apart in very rich warm ground. Do not plant them outside till nights are real warm, as the least frost will, if it does not kill them, check their growth, and it will take 2 to 3 weeks before they get over it. Hoe often and hill up gradually till they blossom. One ounce to 1,500 plants. One-half pound seed per acre.

### Black Beauty

The earliest large fruited variety. The fruits set freely and develop quickly so the entire crop can be harvested before frost. They are large, thick, and of a rich lustrous purplish black. The calyx is entirely free from spines or thorns. Pkt. 10c; oz. 50c; ¼ lb. \$1.50, postpaid.



Black Beauty.

**New York Improved** **LARGE PURPLE SPINELESS.** This variety has about superseded all others both for market and home garden; a favorite everywhere. Our stock is extra selected direct from the best growers in New Jersey. Pkt. 10c; oz. 35c; ¼ lb. \$1.25, postpaid.

**Early Long Purple** This is the earliest variety, very hardy and productive; fruit long and of superior quality. Pkt. 10c; oz. 50c; ¼ lb. \$1.50, postpaid.

**PLANTS** We carry in March and April Egg Plant plants for setting out. Prices: dozen 35c; 100, \$1.50; 1,000 for \$10.00. Write for present prices.

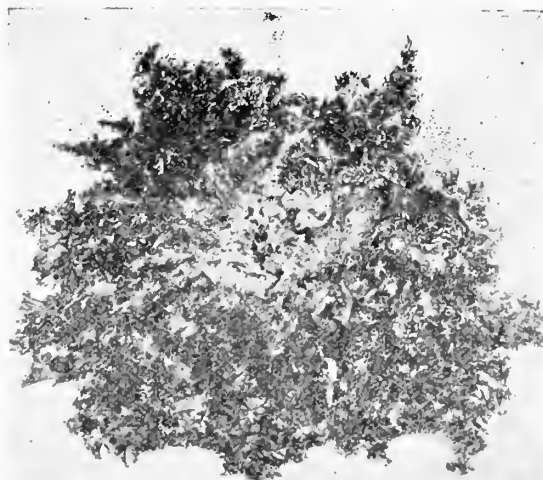
## ENDIVE

**CULTURE.** Same as for lettuce. Seed may be sown any time during the year. When plants are well started, thin out to ten inches apart or they may be transplanted, when plants have reached a good size, gather the leaves closely together and tie loosely in an upright bunch. This blanches the inner leaves in about ten days and adds to the crispness as a salad, as it renders the flavor mild and delicate. One ounce will sow 400 feet of row. This plant furnishes an attractive and appetizing salad for the fall and winter months; by repeated sowings a supply may be had nearly all the year 'round.

**White Curled** The hardy variety. Pkt. 5c; oz. 10c; ¼ lb. 35c; 1 lb. \$1.25, postpaid.

**Broad Leaved Batavian** Very thick leaved. Pkt. 5c; oz. 10c; ¼ lb. 35c; 1 lb. \$1.25, postpaid.

**Moss Curled** Plants compact, large leaves, green and finely divided. Pkt. 5c; oz. 10c; ¼ lb. 35c; 1 lb. \$1.25, postpaid.



Moss Curled Endive.

## LEEK

**CULTURE.** A hardy species of onion, sown in drills or broadcast. When 6 inches high transplant into rows a foot apart, setting the plants 4 or 5 inches deep and about 6 inches apart in the row. Used mostly in soups and stews. One ounce to 1,000 plants.

**American Flag** This leek aside from being valuable for soups and salads, when blanched, makes an excellent dish if sliced and cooked. Pkt. 5c; oz. 20c; ¼ lb. 60c; 1 lb. \$2.00, postpaid.

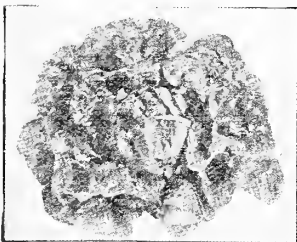
## KOHLRABI

Bulbs grow to the size of an apple when ready for use, and are of a pale, whitish green color. They are hardy and can be sown in drills as soon as the ground can be worked in the spring, and with successive sowings you can have nice, tender bulbs all through the summer and fall. When well started, set out as cabbage plants, and for table use gather bulbs while skin is tender, slice, and cut off the hard lower portion. Bulbs are of very mild, delicate, cabbage-like flavor, most delicious.

**Early Purple Vienna** Both Vienna Kohlrabis are very tender and excellent for table use. Pkt. 5c; oz. 20c; ¼ lb. 65c; lb. \$2.25, postpaid.

## LETTUCE

**CULTURE.** Lettuce is sown here during the whole year by the market gardeners, of course, it takes a great deal of labor to produce this vegetable during our hot months. Before sowing soak the seeds for two hours in water, take them out, put in a piece of cloth and set in a cool, damp place, or if convenient in an ice box, which is best. Keep the cloth moist and in four to six days the seeds will sprout. Then sow them. It is best to do so in the evening, and give a good watering. If the seeds are sown without being sprouted, ants will be likely to carry them away before they can germinate, and the seedman be blamed for selling seeds that did not grow. This sprouting has to be done from May to September, or, if the weather is warm and dry in the latter month, up to the middle of October. Should the weather be moist and cool in the Fall, it can be dispensed with. The richer and better the ground the larger the head will be. They should be sown broadcast; when large enough, plant one foot apart, and from eight to ten inches apart in rows. One ounce to 250 feet of drill; 3 pounds per acre.



New York Lettuce.

head. It has a rich buttery flavor which is delicious. We recommend it particularly to Market Gardeners, as the tightly folded heads carry well, and will outsell any other. Pkt. 5c; oz. 20c; ¼ lb. 50c; 1 lb. \$1.50, postpaid.

**Los Angeles** One of the best varieties for main crop. Will stand shipping comparatively well. When the few outside leaves are stripped off, there remains a shapely head as hard and large as a small cabbage with interior yellowish white, crisp and tender. Pkt. 5c; oz. 20c; ¼ lb. 60c; 1 lb. \$2.00, postpaid.


**May King** The best Butterhead lettuce for forcing as well as early. It is extremely hardy and therefore can be planted very early in the spring. It makes a quick growth, forming, when mature, attractive heads measuring 10 to 20 inches across. The outside leaves are tightly folded, making the plant practically all

## Early White Vienna

¼ lb. 60c; 1 lb. \$2.00, postpaid.

The earliest and best for forcing. Pkt. 5c; oz. 20c;

## KALE



Dwarf Curled Blue Scotch.

## Dwarf Curl'd German

Sow in the spring for "sprouts" or "greens." Hardy, prolific, flavor similar to cabbage; desirable in every garden. Pkt. 5c; oz. 10c; ¼ lb. 30c; 1 lb. \$1.00, postpaid.

## Dwarf Curl'd Blue Scotch

This is one of the most popular varieties. It is very hardy and is much improved by frost. Not

as dwarf as the German. Pkt. 5c; oz. 10c; ¼ lb. 30c; 1 lb. \$1.00, postpaid.

## New York


This variety is becoming very popular with market gardeners and shippers of lettuce. It is sometimes called Cabbage Head Lettuce, as it produces immense heads often measuring 15 to 16 inches across. The heads are very heavy and compact. The interior is beautifully blanched and creamy white, crisp and tender, being absolutely free from any trace of bitterness. It is very large, robust growing variety, rooting well, resists hot weather much better than any other variety of Lettuce that we know of. It is very slow to run to seed, therefore keeps much better in the field than most varieties. We especially recommend this variety to shippers, as it keeps well. The outer color is a distinct apple green. Pkt. 5c; oz. 20c; ¼ lb. 60c; 1 lb. \$2.00, postpaid.

## Iceberg

This remarkable sort belongs to the "Crisp Head Lettuce" and is a decided acquisition. It forms a large, solid head, the only outside leaves being a light green color, while the inside is being bleached and is almost white. It is quite as well adapted for planting in the summer as in the spring, as the hottest summer weather cannot cause the leaves to open outward and expose the heart. The usual solidity of heads makes it, in our opinion, the ideal summer lettuce, and we strongly recommend our customers to give this splendid variety a trial. Pkt. 5c; oz. 20c; ¼ lb. 50c; 1 lb. \$1.50, postpaid.

## Big Boston

A popular sort whether grown in the open ground for summer and fall use or in frames for use in early spring, as well as for forcing in the green house during the winter. Its large, compact, bright green, crisp and tender heads mature in 45 days. This variety resembles the well known Boston Market but produces heads almost double the size and mature a week later. Endures hot weather exceedingly well. Pkt. 5c; oz. 20c; ¼ lb. 50c; lb. \$1.50, postpaid.



Big Boston Lettuce.

# STANDARD VARIETIES OF LETTUCE—Continued

**Crisp-as-Ice** A beautiful lettuce of the cabbage type. The solid heads are of medium size, and the leaves are so tender and brittle as to have suggested the name bestowed upon it. The heads, when cut open, have a rich, creamy yellow heart. The leaves are thick and glossy, somewhat curled, of a good and attractive green color, variegated with bronze. Crisp-as-Ice cannot be over-estimated or over-praised for home use in spring and summer or late in fall. Pkt. 5c; oz. 25c; ¼ lb. 75c; 1 lb. \$2.50, postpaid.



Paris White Cos Lettuce.

## Paris White Cos

This is an excellent variety, although it is not quite as early as the round head varieties. It forms large, light green plants, well folded and quite solid. The interior is well blanched, and of a crisp, fine flavor, although the flavor is somewhat stronger than that of the preceding sort. Pkt. 5c; oz. 20c; ¼ lb. 50c; 1 lb. \$1.50, postpaid.

**Hanson** The heads are of a very large size, deliciously sweet, tender and crisp, even to the outer leaves; heads weigh 2½ to 3 pounds and measure 1½ feet in diameter. Color

green outside and white within; free from any bitter, unpleasant taste. Not recommended for forcing, but has few superiors for family use. Pkt. 5c; oz. 15c; ¼ lb. 40c; 1 lb. \$1.25, postpaid.

**California Cream Butter** Heads large, round and of a beautiful appearance. The outer leaves are glossy green, masked with small brown spots; the inner leaves are of a rich color. Medium early, and makes a good sort for summer use. Quality is very good. Pkt. 5c; oz. 15c; ¼ lb. 40c; 1 lb. \$1.25, postpaid.

## LOOSE-HEAD, or Cutting Varieties

The best of these is the Black Seeded Simpson. It produces even larger bunches of leaves than the popular Early Curled Simpson, and remains in good condition longer before running to seed. For late summer use, after the season for head lettuce is passed, we would especially recommend the Early Prizehead. This variety forms large, loose heads, with finely curled leaves lightly tinged with brown. It grows to large size and will stand for a considerable time before running to seed.

**BLACK SEEDED SIMPSON.** Good for forcing as well as for outside culture. Pkt. 5c; oz. 20c; ¼ lb. 50c; 1 lb. \$1.50, postpaid.

**EARLY CURLED SIMPSON.** The old favorite. Highly recommended for general culture. Pkt. 5c; oz. 20c; ¼ lb. 50c; 1 lb. \$1.50, postpaid.

**EARLY PRIZEHEAD.** Good variety, bright green, tinged with brownish red. Pkt. 5c; oz. 15c; ¼ lb. 40c; 1 lb. \$1.25, postpaid.

## New Chicken Lettuce

Here is a genuine Lettuce which will yield as much or more chicken or rabbit feed as any "greens" plant. When once cut it starts to grow again. The leaves can be pulled off each stem like a kale. Chicken Lettuce does not make a head, but sends up a stout stalk three or four feet high, just loaded with leaves. Pkt. 5c; oz. 20c; ¼ lb. 50c; 1 lb. \$1.50, postpaid.

## MUSHROOMS

Mushrooms can be grown wherever there is a cellar or a close shed, in which an even temperature of from fifty to sixty degrees can be maintained and where a plentiful supply of fresh horse manure for making the beds can be obtained. You can have these delicious fungi, considered one of the finest delicacies, by getting good spawn from us and by following the directions given in our book, "Success With Mushrooms."

### PURE CULTURE SPAWN

1 brick	.....	\$0.50
2 bricks	.....	0.75
4 bricks	.....	1.30

With every order for eight bricks, at mail prices, we shall be pleased to send the above mentioned book, "Success With Mushrooms," free of charge.

## MUSTARD

**CULTURE.** This is grown to quite an extent in the Southern States, and is sown broadcast during Fall, Winter and Spring. It may be used same as Spinach, or boiled with meat as greens. The White or Yellow Seeded is very little cultivated and is used chiefly for medicinal purposes, or pickling. The large-leaved or curled has black seed, a distinct kind from the Northern or European variety.


**Southern Giant Curled** Highly esteemed for salads, particularly in the South. The leaves are twice the size of the ordinary White Mustard; flavor sweet and pungent. Pkt. 5c; oz. 10c; ¼ lb. 25c; 1 lb. 60c, postpaid.

**Chinese** A very hardy variety. Leaves are large, thick and deeply savoyed with broad white mid-rib. Pkt. 5c; oz. 10c; ¼ lb. 25c; 1 lb. 60c, postpaid.

**White or Yellow** Leaves are light green, mild and tender when young; seed light yellow. Pkt. 5c; oz. 10c; ¼ lb. 25c; 1 lb. 60c, postpaid.

## Gardening Books

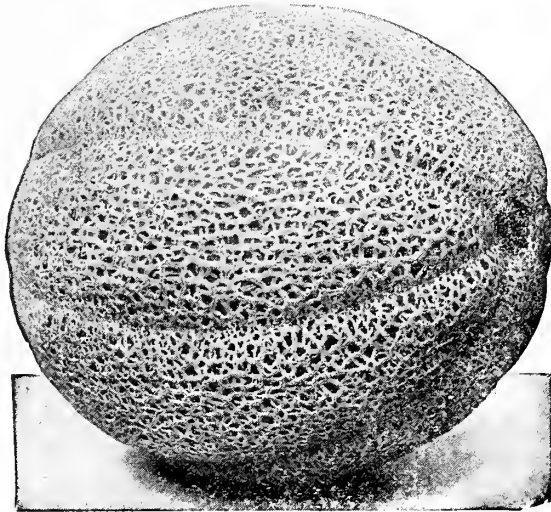
If you are interested in obtaining the best results from your garden and feel you have not had the success that you desire, perhaps some of the Books on Gardening listed in the front of this catalog would give you the information necessary. Look over the book list—we feel sure you will find something to interest you. Sometimes a dollar spent for a book will return one many dollars in added success, which comes nowadays only from a thorough knowledge of one's occupation.



Mushrooms.

# Cantaloupes or Musk Melons

**CULTURE.** The soil for Musk Melons must be light, rich and sandy, for if grown on a heavy soil the quality will be poor, and they will not be so early. When there is no danger of frost drop 8 to 10 seeds in a hill 6 feet apart, each way, covering about three-fourths inch deep. As soon as a plant commences to run, thin out to 3 best plants in a hill and cultivate until the vines cover the ground. If slow to fruit, pinch off the ends of the growing shoots. Slug Shot sifted on the young plants while the dew is on is good to keep insects out. One ounce will plant about sixty hills, and it takes one pound to one acre.



Huth's Rocky Ford.

**Huth's Rocky Ford** This melon grown first in Rocky Ford, Colorado, has in a few years acquired a national reputation. It is of the Netted type, oval in shape, averaging from 4½ to 5 inches in length. It has a most delicious flavor, is very fine and smooth grained, has flesh of light green color throughout when ripe. Pkt. 5c; oz. 15c; ¼ lb. 40c; 1 lb. \$1.25, postpaid.

**Huth's Large Montreal** One of the largest, finest flavored and spiciest of cantaloupes. Green fleshed; very deep ribs and heavy netting, roundish shape; very prolific; late maturing. Requires attention for finest results. The melons weigh about 8 pounds; size 9 by 8 inches. Pkt. 5c; oz. 15c; ¼ lb. 50c; 1 lb. \$1.50, postpaid.

**Honey Dew Melon** A new melon having green meat and a distinct, delicious flavor. The melon was produced by crossing the well-known Rocky Ford with an African melon. The result of this cross was then crossed with the Improved Hybrid Cassaba and this produced a melon which retained the sweetness of the Rocky Ford, the delicious flavor of the African melon and the smooth hard shell of the Cassaba. Pkt. 5c; oz. 15c; ¼ lb. 50c; 1 lb. \$1.50, postpaid.

**Burrell's Gem** Crown Set. It was hard to beat the Rocky Ford, and yet it has been done. The new variety has a salmon flesh of unusual thickness and flavor that can hardly be surpassed. The flesh is 1½ to 2 inches thick, the rind is heavily netted, slightly ribbed and very thin. The melons grow to an average size of six inches in length and 4½ inches in diameter, weight about 2 pounds apiece. They are ideal shipping melons, and not withstanding the thin rind have stood shipment from Texas to New York in perfection. Pkt. 5c; oz. 15c; ¼ lb. 40c; 1 lb. \$1.25, postpaid.


**Netted Nutmeg** We consider this the very best variety in cultivation. Vines vigorous, hardy, productive, fruit round, slightly flattened at both ends, ribbed, covered with coarse netting; flesh very thick, green and of the highest flavor. Pkt. 5c; oz. 15c; ¼ lb. 40c; 1 lb. \$1.25, postpaid.

**Texas Cannon Ball** (70 days). Very desirable for home use and nearby markets. Medium in maturity and size and of flattened rounded shape. In flavor it is first class, and its dense netting makes it almost sun and insect proof. It is almost all meat, seed cavity being small. The firm green flesh is very spicy. Pkt. 5c; oz. 15c; ¼ lb. 40c; 1 lb. \$1.25, postpaid.

**Gold Lined Netted Rocky Ford** Crown set. This solid netted deep-meated cantaloupe is an excellent melon, and will be planted extensively. The flesh is green next to the rind, changing to golden next to the seed cavity. The meat is about one-half green and one-half golden, very firm and fine grained and so thick that the seeds are held firmly in a small, three-cornered or triangular cavity. Pkt. 5c; oz. 15c; ¼ lb. 50c; 1 lb. \$1.50, postpaid.

**Rocky Ford Pollock** 10-25. This Salmon Tint Melon is the latest improved strain of the popular Rocky Ford. It eliminates every defect of all other strains. Perfect in size, shape, netting, flavor, and long keeping and good shipping qualities. Our seeds come from the Originator direct and therefore the most reliable. Pkt. 5c; oz. 15c; ¼ lb. 40c; 1 lb. \$1.25, postpaid.

**Burrell's Superfecto** Good new Cantaloupes are seldom introduced but we have been watching this new one with high hopes. It is now being very carefully selected for type and while still not as regularly uniform as it will be it has good netting, with very slight ribs, is almost round, 6 by 5 inches in size, seed cavity is triangular and the flesh is thick, sweet and spicy. It has pink meat, is edible in about 96 days and the shipping and keeping qualities are splendid. It is a new type of Rocky Ford, showing a trace of Burrell Gem but far superior to Burrell Gem. We believe Superfecto will supersede many of the older shipping varieties. Pkt. 10c; oz. 20c; ¼ lb. 50c; 1 lb. \$1.75, postpaid.



Huth's Large Montreal.


## PEACH, or GARDEN MELON

The fruit is about the size of a large peach, oval-shaped and of a bright yellow color, somewhat russeted. When it first ripens it is quite hard and has very little flavor, but they soon become mellow, not sweet, and have a rich flavor, but for sweet pickles, pies, or preserving, they are superb. Pkt. 5c; oz. 15c; ¼ lb. 50c; 1 lb. \$1.75, postpaid.



## CANTALOUPEs or MUSK MELONS—Continued

**Extra Early Hackensack** By careful selection and improvement carried on for some years this strain has been developed so that it produces melons with all the good qualities of well known Hackensack Melon, but at least ten days earlier. Pkt. 5c; oz. 15c; ¼ lb. 40c; 1 lb. \$1.25, postpaid.



Gold Lined Rocky Ford.

The shell is hard and about one-eighth inch thick. There is no seed cavity. The seeds are embedded in a jelly-like pulp. The light green flesh is absolutely stringless. Plant the seed early; pick when the green turns to bright yellow and put away until slightly soft. Pkt. 10c; oz. 25c; ¼ lb. 80c; 1 lb. \$2.50, postpaid.


### Santa Claus Casaba

Name is well appropriated, as you cannot have anything more delicious for your Christmas dinner. The rind has the appearance of a mottled pomegranite.

**Banana** An entirely distinct variety, bearing long slender banana-like fruit. Flesh deep salmon color, thick and of good quality. Pkt. 5c; oz. 15c; ¼ lb. 50c; 1 lb. \$1.50, postpaid.

### Winter Pineapple

**Casaba** The green melon used extensively for shipping East for the holiday and winter trade. Melons do not mature on the vines and the flavor is greatly improved by being stored in a cool place. Pkt. 10c; oz. 25c; ¼ lb. 80c; 1 lb. \$2.50, postpaid.



Winter Pineapple Casaba.

### New Honey Ball

From our trials and from all reports we have received, the Honey Ball possesses characteristics that make it one of the finest melons ever introduced. It is the result of a cross between Texas Cannon Ball Cantaloupe and California Honey Dew Casaba. Resist sun scald better than most melons; a little larger in size than Rocky Ford; round and has thick wall of delicious green meat clear to the rind; small seed cavity, high sugar content and delicious flavor; a splendid shipper. Slightly netted. Pkt. 10c; oz. 25c; ¼ lb. 75c; 1 lb. \$2.25, postpaid.


# HUTH'S Watermelon Seed

Our water melon grower who raises them on a large scale places us in a position to offer the very best seed at reduced prices.

Melon seed has been one of our specialties for years and we supply many of the leading seed houses of the country.

If you are in the market for a large quantity of melon seeds, be sure and ask us for special prices.

**CULTURE.** The same as for Musk Melon except that they should be planted from 8 to 10 feet apart. One ounce for 30 hills; one pound to the acre.



Gypsy or Florida Rattlesnake.

**Alabama Sweet Special** A long melon with dark skin and red flesh. One of the first to come into market, is good grower and will bear longer than any other variety. It has light seeds, is of good size though not ungainly, and is a first-class shipper. Raised extensively in Texas, where it brings extra prices. Pkt. 5c; oz. 10c; ¼ lb. 30c; 1 lb. 90c, postpaid.


**Huth's Halbert Honey** Strictly from the originator "The Luther Burbank of West Texas" where owing to its superb qualities, won a reputation in an incredibly short time. The melons are oblong form, symmetrically rounded at both ends. The skin is smooth of dark green color, thin and rather brittle; on this account the melons do not stand shipping well. They are, however, the best melons for home use and nearby markets. The flesh is of a beautiful crimson color, of luscious flavor and entirely free from strings. Try Halbert Honey this year. Pkt. 5c; oz. 15c; ¼ lb. 50c; 1 lb. \$1.50, postpaid.

**Huth's Tom Watson** In the last few years this melon has become immensely popular. The average fruit of this variety reaches the size of 24 to 28 inches long and 12 to 14 inches in diameter. It has dark mottled green rind, thin, but tough enough to stand shipping long distances. For the home, the market garden or for shipping it is a money-maker for the growers. The seed we offer is of the very best strain. Pkt. 5c; oz. 15c; ¼ lb. 35c; 1 lb. \$1.00, postpaid.

**New Excel Special** The dark green rind of this new melon is indistinctly striped with a lighter shade of green, is tough and easily stands for distant shipments. The deep red flesh is crisp, melting and of finest flavor entirely free from core or hard centers, heart large and very firm with small seed cavity. Pkt. 5c; oz. 10c; ¼ lb. 30c; 1 lb. 90c, postpaid.

**WE WOULD GLADLY QUOTE QUANTITY PRICES ON ALL MELON SEEDS—Let us have an opportunity.**

## HUTH'S WATERMELON SEED—Continued



Improved Kleckley Sweet.

**Improved Kleckley Sweet** OR MONTE CRISTO. This melon is dark-green, the flesh is scarlet, ripening close to the skin, the rind being only about  $\frac{1}{2}$  inch in thickness. Seeds white, lying close to the rind, leaving large, solid heart, which does not crack open when ripe. The scarlet flesh is sweet and sugary, and of such texture that it leaves no string of pulp whatever in eating. Pkt. 5c; oz. 10c;  $\frac{1}{4}$  lb. 30c; 1 lb. \$1.00, postpaid.

**Golden Honey** A beautiful, golden-flesh melon, one of the finest we have ever tasted. The flesh is a beautiful, glistening amber shade of yellow, very tender, and has a most delicious flavor, very similar to that of the celebrated Halbert Honey Watermelon. Pkt. 5c; oz. 15c;  $\frac{1}{4}$  lb. 50c; 1 lb. \$1.50, postpaid.

### King and Queen Winter Watermelon

Average weight 25 pounds. Spherical in shape, ivory shell, pink center, seed black. The most luscious, handsome and valuable winter melon in the world. It is very hardy, a good drouth resister, and does well in any soil which grows melons; never sets an imperfect specimen on its vines, and ripens every melon in less than 120 days. It is a prize-taker everywhere. These melons have been shipped to market as late as December. Ripens on the vines the third week in August and does not change its condition for ninety days if not bruised. The shell is very hard and the melon ripens to within one-eighth of an inch of it. Pkt. 10c; oz. 20c;  $\frac{1}{4}$  lb. 60c; 1 lb. \$2.00, postpaid.

**Improved Irish Grey** It's a combination melon equally good for shipping or home use, being equal to or better than the Watson in that respect. It's sweet; the flesh is red, crisp and free from stringiness and in color of rind a mottled greenish grey, entirely distinct. Rind is thin but very tough. Long distance shipments go through perfectly. Vines very vigorous, healthy and hold up and produce fine melons late into summer when other sorts die out. Pkt. 5c; oz. 10c;  $\frac{1}{4}$  lb. 30c; 1 lb. \$1.00, postpaid.

**Black Seeded Angeleno** The original Angeleno had white seed. The cafeteria managers said their trade required a black seeded melon because they knew that when the seed was black the melon was ripe. The Angeleno was hybridized with Black Seeded Chilian and got the desired results the first season. It required but two years more to perfect the type. The flavor was also improved. It at once became a favorite with shippers. As a shipper it is extraordinary because it rarely breaks even supporting the weight of a man weighing 170 pounds. A carload will average in weight from 25 to 30 pounds to the melon. It is like the original Angeleno in shape and appearance except the stripe of the Chilian sometimes apparent. Pkt. 10c; oz. 20c;  $\frac{1}{4}$  lb. 65c; 1 lb. \$2.00, postpaid.

### Gypsy or Florida Rattlesnake Special

The melon is long, smooth, distinctly striped with light, mottled and wavy dark green stripes. Flesh bright scarlet, very sugary. Notwithstanding its thin rind it will stand shipping well. Pkt. 5c; oz. 10c;  $\frac{1}{4}$  lb. 25c; 1 lb. 75c, postpaid.


**Sweetheart Special** Excellent melon; vine vigorous, productive and ripens its fruit early. Fruit is large, oval, very heavy, uniformly mottled light and dark green. Rind thin but firm. Flesh bright red, solid, very tender, melting and sweet. Pkt. 5c; oz. 10c;  $\frac{1}{4}$  lb. 30c; 1 lb. \$1.00, postpaid.

**Florida Favorite Special** Oblong in shape, growing to a very large size, rind dark with light green stripes, flesh light crimson, crisp and delicious sweet. Pkt. 5c; oz. 10c;  $\frac{1}{4}$  lb. 25c; 1 lb. 75c, postpaid.

**Stock or Pie** A boon to the dry land farmer. This melon is grown extensively in Oklahoma, Kansas and Texas. It is immensely productive. The melons grow to a large size, some of them weighing as high as 60 to 70 pounds. The flesh is firm and solid with only very few seeds. The melons will keep all winter and can be fed to stock the same as turnips and beets. They grow on most any kind of soil, stand dry seasons very well and seem adapted to most climates. Pkt. 5c; oz. 15c;  $\frac{1}{4}$  lb. 50c; 1 lb. \$1.50, postpaid.

**Citron** For preserving. Rind striped and marbled with light green, flesh white and solid. Pkt. 5c; oz. 10c;  $\frac{1}{4}$  lb. 30c; 1 lb. \$1.00, postpaid.

**Wonder Watermelon** Originated in South Carolina. Is shaped large and long, somewhat resembling the Watson, only thicker. The color is a dark solid green, the rind is thin but tough. The flesh is red, solid heart and does not show a hollow. Is an exceptionally fine eating Melon for home use and market. The seed is white, with but few in the melon. Is extremely prolific. We recommend it very highly and feel sure our customers will be more than pleased with it. We planted some of these melons on our trial ground last season, and those who tasted the melon pronounced it to be one of the most delicious and best flavored melons they had ever eaten. Pkt. 5c; oz. 10c;  $\frac{1}{4}$  lb. 30c; 1 lb. \$1.00, postpaid.



Wonder Watermelon.

**Dale** This splendid large melon is oblong in shape. The tough skin is a dark green color irregularly striped with lighter green. Flesh is dark red in color, fine grained, sweet and luscious. White seed. An excellent shipper. You will find our strain of this excellent melon to be the best. Limited amount of seed. Pkt. 5c; oz. 20c;  $\frac{1}{4}$  lb. 60c; 1 lb. \$2.00, postpaid.

### Huth's ONE-ACRE Collection


Lots of our friends like to plant about an acre of assorted varieties. A little over a pound of seed will plant an acre nicely. For \$1.00 we will send you, postpaid, one-fourth pound each of

Kleckley Sweet  
Florida Rattlesnake  
Alabama Sweet

Sweetheart and  
Watson Special

You couldn't get a finer assortment if you tried. Send us \$1.00 and have the best of melons.

# Huth's American Onion Seed



Genuine Prizetaker Onions.

We make a specialty of onion seed and handle it extensively. We import a large portion of our seed which have been grown under careful supervision. Our seed is grown from choice selected bulbs and can be relied upon. We make special prices to gardeners and others using seed in large quantities.

**CULTURE.** The onion thrives best in rather deep, rich loamy soil, unlike most vegetables, succeeds well when cultivated on the same ground for successive years. As early in the fall as the ground is in working order, commence operations by leveling the ground with a rake; sow thickly in rows a quarter of an inch deep and one foot apart; cover with fine soil and press down with the back of the spade or a light roller. When the young plants are strong enough, thin gradually so that they stand 3 to 4 inches apart. Keep the surface of the ground open and free from weeds by frequent hoeing, taking care not to stir the soil too deeply, or collect it about the growing bulbs. When ripe, pull and dry thoroughly before storing. As maggots are the worst enemies of an onion patch, commercial fertilizers are better to use than manures, which originate maggots. One ounce to 100 feet of drill, 3 pounds to an acre.

**Australian Brown** This fine onion is extra large and sure to make a good crop. This onion is of special merit because of its excellent keeping qualities, bulbs remain in excellent condition until almost a year after they are harvested. The advantage of this is easily seen, especially by the Southern growers. In shape and form they resemble somewhat the yellow Bermuda Onions, but the former are heavier in every case. The skin is quite thin and bright reddish brown, while the flesh is solid, crisp and mild. Pkt. 5c; oz. 25c; ¼ lb. 75c; 1 lb. \$2.50, postpaid.

**Genuine Prizetaker** This variety is admitted by the most critical Onion growers to be the largest, finest flavored and most superior Yellow Globe Onion under cultivation. It has a bright, clear, straw color, and is by far the handsomest, most productive, most profitable sort; it is also gifted with strong drought-resisting ability. The necks are very small and the Onions always ripen up hard. An excellent keeper, exceedingly fine flavor, grows to an enormous size and can be grown from seed the first year. The flesh is pure white, fine grained, mild and delicate. Pkt. 5c; oz. 25c; ¼ lb. 75c; 1 lb. \$2.50, postpaid.

## New Giant Sweet Spanish Valencia

**GRANO.** We recommend this new variety of onion very highly and believe that those that plant it will be more than pleased. Our grower tells us that it grows a little larger than the Prizetaker, which is so popular. It is a globe-shape Onion of light yellow color, very mild in flavor and quite uniform in shape—a good yielder and a splendid keeper. Pkt. 10c; oz. 50c; ¼ lb. \$1.75.

**Red Creole** In this latitude the seed should be sown from the 15th of September to about the 25th of November, or sown sooner, a good many will throw up seed stalks, which impairs the keeping quality of the Onion. Can be planted in the same ground for years, and require no rotation as other crops. When the plants have reached the size of a goose quill they are transplanted into rows which can be from one to two feet apart, according to the mode of cultivation, and about five or six inches apart in the rows. The ground should be prepared before setting out the plants. We generally shorten the tops and roots. In April the Onion will be ready to be taken in. In sections where it is too cold to sow onion seed in the fall, the Creole seed can be sown in January and February; in that case they should be sown very thinly in drills, thinned out to a proper stand, and by the end of spring they will produce good size onions. Pkt. 10c; oz. 40c; ¼ lb. \$1.40, postpaid.

**Louisiana or White Creole** Is similar in shape and hardness to Red Creole Onions, but silvery white in color, the veins clear and distinct. It's mild, pleasant flavor and splendid keeping qualities make it a favorite White Onion for shipping. Pkt. 10c; oz. 50c, postpaid.

## OKRA or GUMBO

**CULTURE.** Sow late in the spring, after the ground has become warm, in drills 3 feet apart, and when the plants are three inches high thin out from 10 to 12 inches. They should be well manured. They also can be started in a hotbed and transplanted afterwards. The young green served like asparagus. The young pods can also be dried for winter use. One ounce will plant 100 hills.

**EARLY DWARF PROLIFIC.** Short podded and productive. Pkt. 5c; oz. 10c; ¼ lb. 20c; 1 lb. 60c, postpaid.

**TALL or LONG GREEN.** Grows to a height of five to ten feet. Pods usually 8 ridged and about 6 inches long. Pkt. 5c; oz. 10c; ¼ lb. 20c; 1 lb. 60c, postpaid.


**HUTH'S WHITE VELVET.** It is very distinct in appearance, and unlike other varieties the pods are not ridged but are perfectly smooth and round. They are of attractive appearance and superior flavor and tenderness. The plants are comparatively dwarf and of compact, branching growth, the pods are of extra large size and long and produce in great abundance. Pkt. 5c; oz. 10c; ¼ lb. 20c; 1 lb. 60c, postpaid.



Okra or Gumbo.

# BERMUDA ONION SEED

In growing onions the quality of the seed is of greatest importance. Our seed is grown by the best grower in Teneriffe and is the best to be had.




Yellow Bermuda Select.

**Yellow Bermuda Select** Special selected quality seed from hand-picked onions full of life, from improved stock by continuous selection of onions. This valuable onion is especially adapted to the Southern states and is the most profitable of all varieties of onions for the grower. Ease of cultivation, large size and mildness of flavor make it the most valuable of this type. The Yellow Bermuda is a selection from the original Red Bermuda and preferred to all others by growers in the South. We offer seeds obtained direct from the Isle of Teneriffe, one of the Canary Isles, the home of the Bermuda Onion. Pkt. 5c; oz. 25c. Ask for prices on larger quantities.

**Red Bermuda Select** Our genuine Bermuda Red is the favorite everywhere in the South for home use and Southern markets. Identical in size, shape and mildness with our White Bermuda. The color is a pale, waxy red, and it is just the right variety in all sections where a red but mild onion is preferred. Pkt. 5c; oz. 40c.

**Crystal White Wax Select** Special selected quality from hand-picked onions full of life from improved stock by continuous selection of Pedigree onions. Teneriffe grown. This is a large, pure white, flat onion. In the South, especially Texas, during the last few years, it has become so popular that there has not been enough seed to meet the demand. It grows to a good size early and is the mildest and sweetest of all onions. It is the finest slicing onion for the home garden. True seed very scarce. Pkt. 5c; oz. 40c. Ask for prices on larger quantities.



Crystal White Wax Select.


## PICKLING ONIONS

**Extra Early White Pearl** (70 days). This is the best of all for pickling and the earliest ripening Onion in existence, frequently maturing in 70 days from sowing the seed. The bulbs, of a pure paper-white, are flattened, of medium size, averaging 1 to 1½ inches in diameter; flesh crisp and mild in flavor. Largely planted for bunching and for sets. Seeds well everywhere. The principal recommendation is the marvelous rapidity of their growth. Pkt. 5c; oz. 30c; ¼ lb. 90c; 1 lb. \$3.00, postpaid.

**Silver Skin Onion** White Portugal. A famous variety for raising sets because the little bulbs are so uniform. Also a splendid pickling onion with mild flavor and silvery white skin. It is flat on the bottom and thick towards the top, very firm and hard, and an excellent keeper. Pkt. 5c; oz. 30c; ¼ lb. 90c; 1 lb. \$3.00, postpaid.

## ONION SETS

32 lbs. constitute a bushel, except Red Top and Shallot Sets which are 28 lbs. per bushel. See page 2 for postage rates.



Yellow Danvers.

**YELLOW BERMUDA.** Have sets of this variety in fall only. Per qt. 25c.

**CRYSTAL WHITE WAX.** Have sets of this variety in fall only. Per qt. 30c.

**WHITE BUTTON.** Sets from November to March. Per qt. 30c.

**DARK RED BUTTON.** Sets from November to March. Per qt. 25c.

**YELLOW DENVERS BUTTON.** Sets from November to March. Per qt. 25c.

## Bermuda Onion Plants

(Ready for Shipment November to March)

**YELLOW BERMUDA ONION PLANTS,** 20c per 100; 500 for 75c; 1,000 for \$1.25; by mail, postage extra.

**CRYSTAL WHITE WAX ONION PLANTS,** 25c per 100; 500 for \$1.00; 1,000 for \$1.50; by mail, postage extra.

Note.—No order for less than 100 plants filled.

### WHITE MULTIPLIER SHALLOTS.

Of a pure silver white color, enormously productive frequently producing as many as 20 bulbs in a cluster from a single bulb plant. It is of excellent quality and size for bunching green, or can be ripened for use as pickling onions. Per qt. 25c.

### RED MULTIPLIER SHALLOTS.

Same as the white except in color. Per qt. 25c.

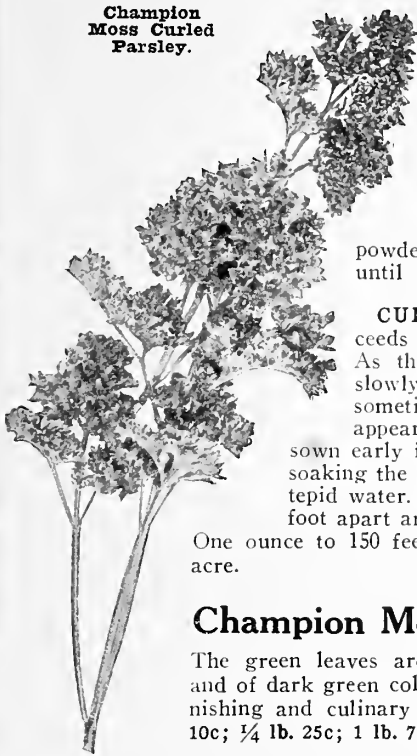
**RED TOP or EVER GREEN.** Produce no seed but instead a small number of bulbs or onions, about the size of acorns on top of the stalk. These little bulbs are used instead of seed, and will produce a large onion, maturing much earlier than from the seed. Per qt. 25c.

We recommend that you order your onion sets or onion plants as early as possible to avoid disappointment.



Onion Plants

**Champion Moss Curled Parsley.**



## PARSLEY

An extremely beautiful plant used for garnishing and for flavoring or seasoning soups and stews. Use the green leaves for flavoring or dry them crisp and rub into a powder, keeping in bottles until needed for flavoring.

**CULTURE.** Parsley succeeds best in rich, mellow soil. As the seeds germinate very slowly, 3 or 4 weeks elapse sometimes before it makes its appearance. It should be sown early in the spring, previously soaking the seeds for a few hours in tepid water. Sow thickly in rows a foot apart and one-fourth inch deep.

One ounce to 150 feet of drill, or 3 lbs. per acre.

### Champion Moss Curled

The green leaves are finely cut and curly, and of dark green color. Extra fine for garnishing and culinary purposes. Pkt. 5c; oz. 10c; ¼ lb. 25c; 1 lb. 75c, postpaid.

### Dwarf Perfection or Double Curled

This new parsley well deserves the name of perfection. It combines a highly decorative appearance with a fine delicate flavor and is very desirable for planting as a border around flower beds. The plant, if properly transplanted and given space for development, will form a symmetrical half-globe shaped bush from 6 to 8 inches and about 10 inches across. The color is a delightful green and the leaves are attractively curled. Pkt. 5c; oz. 10c; ¼ lb. 25c; 1 lb. 75c, postpaid.

### Plain or Single Leaved

This is the hardiest variety, foliage very dark green with plain leaves, having a strong parsley flavor and much preferred in French cooking. Pkt. 5c; oz. 10c; ¼ lb. 25c; 1 lb. 75c, postpaid.

### Hamburg Turnip Rooted or GERMAN PARSLEY.

The root resembles a small parsnip and is the edible part of this sort; extensively used for flavoring soups. Pkt. 5c; oz. 10c; ¼ lb. 30c; 1 lb. \$1.00, postpaid.

## SLUG SHOT

### INSECTICIDE AND FUNGICIDE

For all chewing insects on Potatoes, Tomatoes, Squashes, Cucumbers, Melons, Cabbage, etc., powder with Slug Shot when the dew is on the leaves, which makes the powder adhere to the plants. See Domestic Catalogue.

## Our Seeds Are Pure!

Much trouble is experienced in raising pepper seed at home owing to the fact that the hot peppers and the sweet peppers are easily mixed. It often happens where the two varieties are grown near each other that the seed of the sweet pepper if planted the following year produces peppers more or less hot.

Special care is taken in the production of the seed we handle and we can assure you they are true to type in every respect. If you do not want to raise the plants from seed, why not buy the plants?

## GARLIC

The garlic is the most pungent of all the onion family. It is much used in the south and Mexico. The root, or bulb, is composed of many small bulbs called "cloves," which are planted in the fall 6 to 8 inches apart, and in summer the bulbs are ready to gather. Write for prices on large lots. Lb. 25c. Subject to market change.

## PARSNIPS

**CULTURE.** They do best in deep, rich sandy soil which is deep and mellow. As the seed is slow to germinate, it should be sown as early as possible; cover ½ inch deep, and press the soil firmly over the seed; give frequent cultivation, and thin the plant 6 to 8 to the foot. As they are improved by frost, a part of the crop should be left in the ground for Spring use. One ounce will sow 150 feet of drill, 5 pounds to the acre.

### Improved Guernsey

Roots comparatively short, ending somewhat abruptly with a small tap root; grows with a cavity on the top or crown of the root. Pkt. 5c; oz. 10c; ¼ lb. 25c; 1 lb. 75c, postpaid.

### Hollow Crowned Thick Shoulder

The best for table use; a vegetable of merit, easily raised and of great productiveness. Pkt. 5c; oz. 10c; ¼ lb. 25c; 1 lb. 75c, postpaid.



Hollow Crown Parsnips.

For Further Detail to Protect Your Home Garden, See Our Domestic Catalog.

## IMPORTED GRANULATED PEAT MOSS

### TORF MULL

Something new which is just coming into general use. Imported Peat Moss is a brown, soft and spongy matter, formed years ago by the decay of mosses and other vegetable matter. It has high fertilizing value; holds moisture and is especially valuable for waxy lands.

We recommend a trial of this Peat Moss as its wonderful purpose to mulch the soil affords better results for root crops. One bale is sufficient to cover 240 square feet one inch deep. The bale weighs approximately 180 lbs.

Peat Moss is a wonderful friend to potted plants and flower gardens. In preparing soil for pots, use equal proportions of Peat Moss to the same amount of loamy soil. This not only applies to some pot plants but most of them and all varieties of bulbs. The results will be most pleasing. Price, 10c per lb.; 10 lbs. 50c; \$3.75 per 100 lbs., or \$5.00 per bale.

# Huth's Garden or English Peas

**CULTURE.** Peas can be grown in every garden, but for the earliest varieties a light, warm, moderately rich soil is most suitable. The smooth kinds can be sown as soon as the ground can be worked, but the wrinkled varieties should not be planted till it is warmer, or they will rot. Sow in single or double rows from 1½ to 2 feet apart, dropping a pea every inch and covering from 2 to 3 inches deep. For a succession sow every ten days up to July. Sow one quart to 100 feet drilled; 1 to 1½ bushels to the acre.

## EARLY SMOOTH VARIETIES

**Alaska** A variety of remarkable earliness. It is a good yielder and produces pods of good size and dark green color, which are well filled with round, smooth peas of splendid flavor. The color of the dried peas is green. It ripens evenly; one picking will nearly clean off the crop. Advise market gardeners to give this variety a trial. Pkt. 5c and 10c; 1 lb. 25c.

**First and Best** This is a reliable early cropper of the hardy smooth seed variety. Not quite as early as Alaska. Pkt. 5c and 10c; 1 lb. 25c.

## EARLY WRINKLED VARIETIES

**Gradus or Prosperity** This remarkable pea is not only large and of the best quality, but it is also nearly as early as the small, round, extra early sorts. It is hardy and may be planted as soon as the ground is fit to work in the spring, along with smooth peas. Also in early fall. The vine grows to a height of about 30 inches. The pods are of a light green color and measure 4 inches or more in length, being as large as Telephone and equally as well filled with luscious peas—8 to 10 in a pod. The peas are of first class table quality and retain their color and attractive appearance after cooking. It is a grand pea in all respects. Pkt. 5c and 10c; 1 lb. 30c.

**American Wonder** The vine grows 8 to 10 inches high and is very prolific in pods of striking form and size. In maturing it is among the earliest, ripening in about 50 days from germination. It is among the first of the early green wrinkled sorts. Pkt. 5c and 10c; 1 lb. 30c.

## MAIN CROP VARIETIES

**Thomas Laxton** A very early wrinkled variety of merit. The vines are vigorous, of medium height, usually about 3 feet. The pods are large, often 4 inches long, similar to but larger, longer and darker than those of Bliss Everbearing. The green peas are very large, of fine deep color and unsurpassed in quality. One of the very best sorts for market and home garden. Pkt. 5c and 10c; 1 lb. 30c.

**Dwarf Telephone** This variety is one of the finest branching, wrinkled marrows yet introduced. It bears splendid peas of the finest quality and excellent sugary flavor; averaging 18 to 20 pods per plant, the pods are of a large size of rich, dark green color, and closely packed with from 8 to 10 large, delicious peas. Pkt. 5c and 10c; 1 lb. 30c.

## MARROWFATS AND SUGAR PEAS

**Blackeye Marrowfat** A very productive variety of strong growth, requiring much space. If grown in the garden, brushwood or poles are necessary. Matures in 80 days after germination. Pkt. 5c and 10c; 1 lb. 30c.

**White Marrowfat** Very similar to the Black-eye Marrowfat, except that it does not have black eyes. Pkt. 5c and 10c; 1 lb. 30c.

**Gray Sugar** (Edible Pods). A splendid variety with edible pods. It grows medium high, and is remarkable for its prolific character. The pods are flat and crooked and contain 5 to 6 peas. Pkt. 5c and 10c; 1 lb. 35c.

## Bigger Better Peas and Beans

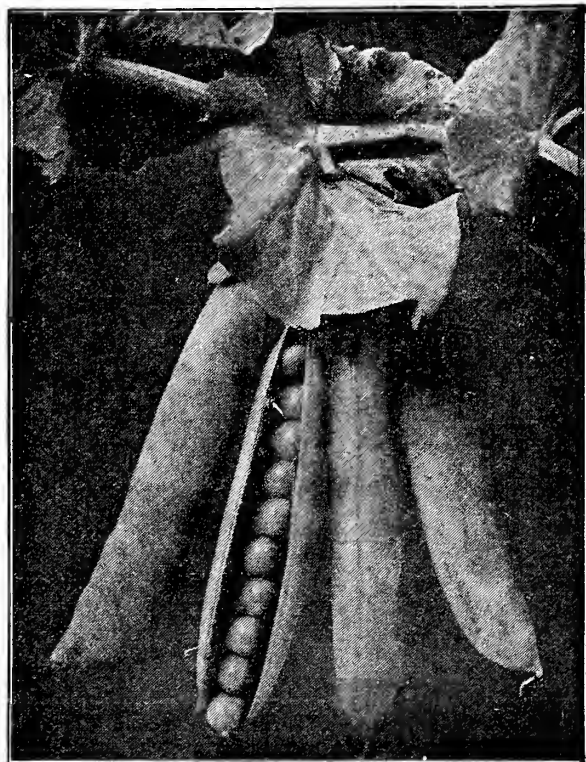
### LONGER STEMS ON SWEET PEAS

Large, luscious peas and beans in unusual quantities can be grown by anyone who will make use of a scientific principle not yet well known among amateur gardeners. All varieties of peas, beans and sweet peas belong to the family of plants known as legumes. In the roots of these plants is a salt on which certain plant life bacteria thrive; these bacteria are called nitrogen-fixers, for they draw nitrogen out of the air and deposit it in your soil. It is the most valuable of all plant foods; makes bigger, better crops of peas and beans, larger and more beautiful sweet pea blossoms of gorgeous coloring on long, sturdy stems.

These helpful bacteria are grown and developed for commercial use by Dr. Earp Thomas, an eminent bacteriologist. All you need to do is to add water, shake the bottle, and sprinkle over seed before planting. Directions on each bottle. The trade-mark name is FARMOGERM. It is the only kind that will keep its strength indefinitely. There is no substitute.

Most of us are inclined to crowd sweet peas. If you will treat the seed with this preparation, then plant 3 to 8 inches apart, in a well prepared trench, your sweet peas will be the envy of everyone.

All kinds of peas and beans will make stronger, healthier growth, and the yield will be greater and of finer quality, if treated with FARMOGERM. See page 15.



Thomas Laxton Peas.

**NOTE.**—If you are in need of peas in large quantities write us. We will make quantity prices that will suit you.

## SWEET PEPPERS

**CULTURE.** Pepper should be started in a hotbed in January, and not planted outside until the ground is warm, and there is no more danger of frost. Set the plants in rows 3 feet apart and 18 inches in the row. Hoe often and keep the weeds down. One ounce produces about 1,000 plants. One-half pound of seed per acre.



Bell Pepper.

World Beater.

**Chinese Giant** SWEET. One of the very best and largest mango Peppers ever introduced. Its mammoth size, splendid shape, beautifully rich, glossy red flesh and mild flavor, all lead us to recommend it very highly. Its strong bushy plants are heavily loaded with large fruits, which are produced throughout the season. A very unusual variety and worthy of the highest recommendation. Pkt. 10c; oz. 50c; ¼ lb. \$1.75; 1 lb. \$6.00, postpaid.

**Bell or Bull Nose, Sweet** A very large pepper of square shape, mild, thick and hard. Suitable for stuffing and for mixing pickles. It is less pungent than other sorts, and notwithstanding its size, is one of the earliest. Pkt. 10c; oz. 30c; ¼ lb. 90c; 1 lb. \$3.25, postpaid.

**Ruby Giant** SWEET. Of a bright red color, 6 to 7 inches long by about 4 inches through. They are remarkably pleasant and mild in flavor and can be eaten sliced with vinegar, like tomatoes. The best for making mangoes. Pkt. 10c; oz. 35c; ¼ lb. \$1.15; 1 lb. \$4.00, postpaid.

**Pimento** SWEET. This new pepper is very mild, with thick heavy flesh and has a delicate flavor. The shape is very good, being of medium length and smooth. It presents an attractive appearance when filled for the table. It is also delicious when used in salads or creamed like onions. Very prolific and a good shipper. Pkt. 10c; oz. 50c; ¼ lb. \$1.50, postpaid.

**World-Beater** (SWEET). This is without doubt the finest introduction in peppers in ages. It is a cross between Chinese Giant and Ruby King, having the shape of the Ruby King, except that it is broader at the pointed end and almost the size of the Chinese Giant. It is far more prolific than Chinese Giant. Pkt. 10c; oz. 35c; ¼ lb. \$1.15; lb. \$3.50, postpaid.

**Small Red Chili** HOT. Fruit about two inches long and 2/5 of an inch in diameter; red and very hot. Pkt. 10c; oz. 40c; ¼ lb. \$1.25; lb. \$4.00, postpaid.

**Chili Pequin** or BIRD'S-EYE HOT. Fruit very small, round, and exceedingly pungent. Used for seasoning and pepper sauce. Pkt. 10c; oz. 60c; ¼ lb. \$2.00, postpaid.



Small Red Chile.

## HOT PEPPERS

**Large Mexican Chili** LONG RED CAYENNE HOT. — BIG MONEY-MAKER. Commonly known as Chili Pesado. This Chili is grown in Mexico more largely than any other, and is rapidly increasing in acreage here. It is not a rival to the Anaheim Chili or Pimiento, but is in a class by itself, on account of its extreme pungency. It is not canned, but is used almost exclusively for grinding and sold as cayenne, the trade of which is surprising. Pkt. 10c; oz. 40c; ¼ lb. \$1.25; 1 lb. \$4.50, postpaid.



Anaheim Pepper.

**Anaheim** PEPPER HOT. Plants are very vigorous and produce fruits 6 to 8 inches long, tapering from 1½ to 2 inches in diameter at top to almost a point. When dried they are a brilliant scarlet and are still more pungent than the Black Mexican Chili Pepper. Pkt. 10c; oz. 35c; ¼ lb. \$1.25, postpaid.

**Tabasco** HOT. The plants develop into large bushes bearing profusely the little bright peppers in sprays. A mature pepper measures about one inch in length. These peppers are extremely pungent. Pkt. 10c; oz. 50c; ¼ lb. \$1.75, postpaid.

**Long Slim Red Cayenne** HOT. Fruit is a brilliant coral red, conical and from 2 to 3 inches long and from ¾ to 1 inch thick. Very pungent. Pkt. 10c; oz. 40c; ¼ lb. \$1.25; 1 lb. \$4.00, postpaid.



Ruby Giant Pepper.

## PEPPER PLANTS

In Spring we have plants of the Chinese Giant, and Bell or Bull Nose Sweet Peppers and Small RED Chili and Chili Pequin Hot Pepper. Doz. 25c; 100 for \$1.00; 1,000 for \$7.50; not postpaid.


## Irish Seed Potatoes

**CULTURE.** Potatoes can be grown in any soil provided it is well drained, but if grown on sandy, rich soil they will be of better quality than if planted on clay soil. The sets should be planted from 4 to 6 inches deep, according to the time of planting, in rows 3 feet apart and 16 to 18 inches in the rows. If planted 1½ by 3 feet there will be about 9,700 hills in one acre, and it will take between 600 and 700 pounds, according to the size of the sets to plant it. At 3 by 3 feet one-half the quantity is sufficient.

Our potatoes are grown by experienced men, who make a specialty of potatoes for seed. You can depend on the stock we sell. We ship potatoes whenever directed, or, if you prefer, will use our best judgment, but in no case will we be responsible for delay or damage in transit. A bushel of potatoes weighs 60 pounds. Please state in case stock of variety ordered is exhausted, whether we should substitute equal value of some near variety or refund your money. Write for prices per bushel, we make special prices on large lots.

**Bliss Triumph** This beautiful variety combines the wonderful productiveness of the Peerless, with all the good qualities of the Early Rose. Tubers are medium size, round and uniform in shape, with but few small ones; eyes slightly depressed; color a beautiful light red. Its beauty, productiveness and good qualities in general make it one of the best early market varieties, especially for the South, from whence it is shipped to Northern markets, bringing highest prices on account of its appearance. 10 lb. 70c.

**Irish Cobbler** One of the most popular of the early varieties. Its excellent quality, together with its cream-white color, makes it fine for the best trade. It is a vigorous grower, a good keeper and ripens uniformly. 10 lb. 60c.



Irish Cobbler.

**Ohio Early Rose** Northern grown, Red River stock. Extra early, and one of the best. It is fit for table use before fully ripe, and can be shipped earlier than any other variety. 10 lb. 90c.


We received our first shipment of Ohio Early Rose on December 1st. The Bliss Triumph and Irish Cobbler arrived about first part of January. Please write for market prices on quantity lots.

## Sweet Potatoes

**CULTURE.** Sweet potato plants should be started by the bedding method. When the ground is warm and the danger of frost is past the shoots are carefully lifted and planted in rows three feet apart and eighteen inches in the row. They need considerable care till well started, but after getting a good start will grow easily. They should be cultivated quite often, moving the vines to prevent from rooting at the joints. They must be harvested before frost.

Sweet Potato Seeds in Stock February, March, April and May. Write for prices.

**Bradly Yam** This wonderful Sweet Potato is also known as Dooley Yam. The skin is smooth and creamy yellow and the flesh golden yellow. They are heavy producers and ideal for market.



Sweet Potatoes.

**Black Spanish** A late variety of fine quality. The skin is of a dark red color, the flesh white. The tubers are of a long shape and keep excellently.

**Yellow Yam** The old stand-by which will produce in practically any soil is well known in the South. The skin is yellow and the flesh creamish white. The old settlers used to state "Well if I can't raise anything else I'll plant a few yellow yams."

**Pumpkin Yam** Taking into consideration quality and productiveness the Yam stands at the head of the list. Frequently when baked the saccharine matter in the shape of candy will be seen hanging to them in strings. Skin and flesh yellow and very sweet. Without a doubt the best potato for family use. This is the kind mostly planted in the South and is a universal favorite in this section.

**Portorican Yam** This wonderful variety has become extremely popular, within the last two seasons, due to its resistance to the potato weevil. It has pinkish skin with prominent vein, and the flesh of pumpkin color. Very prolific.

**Nancy Hall** A smooth, yellow skinned yam. Oval, uniform, with deep yellow flesh, which cooks soft and sweet. Early and of fine quality.

**PLANTS** We will have plants of the Portorican Yam, Black Spanish, Nancy Hall, Pumpkin Yam and Yellow Yam about May 1st. Prices, packed at San Antonio: Per 100, 50c. If wanted by mail, add 15c per hundred. Write for quantity prices.

Buyers will please note that owing to the tenderness of Sweet Potatoes we do not guarantee the safe arrival of Sweet Potato Plants or seeds; however, we use all precautions necessary in packing and in shipping. Sweet Potato seed can be shipped by parcel post. See page 2.



# PUMPKINS

**CULTURE.** Pumpkins require the same general culture as melons and squashes. As the plants require much space and as they readily mix with cucumbers, melons, etc., they are not very suitable for the home garden. The common practice, and a good one, is to plant the seed in the corn field, either in hills or between the rows, after the last cultivation. One ounce of seed to fifty hills, one pound to an acre.




King of Mammoth Pumpkin.

**Huth's Green Striped Cushaw** This is our favorite of the Cushaw type of pumpkin for the South. Attractive in appearance, a distinct mottled green with white. Flesh is a rich yellow color; solid; fine grained and very thick. Sweet and most excellent for both pies and baking. Can be grown among the corn, makes heavier yields than the old Yellow Cushaw and is better for stock feeding. Pkt. 5c; oz. 10c; ¼ lb. 35c; lb. \$1.00, postpaid.

**Tennessee Sweet Potato** A good variety for making pies and other cooking purposes. It is of medium size, of a creamy white color, and has an excellent flavor; good keeper. Pkt. 5c; oz. 10c; ¼ lb. 35c; lb. \$1.25, postpaid.

**Large Cheese** A popular variety in the South. Fruit flattened, the diameter being 2 or 3 times more than the length. Skin mottled green light and yellow changing to rich cream color as it matures; flesh tender and of excellent quality. Pkt. 5c; oz. 10c; ¼ lb. 30c; lb. 90c, postpaid.

**Common Field** or **BIG TOM.** The well-known old Connecticut variety. Grows well among corn; varies in shape. Excellent for feeding dairy stock. Pkt. 5c; oz. 10c; ¼ lb. 25c; lb. 75c, postpaid.



JAPANESE  
PIE  
PUMPKIN.

**King of Mammoth** The flesh and skin are of a bright golden yellow. Flesh fine grained and of excellent quality. Notwithstanding its enormous size, it is one of the very best pie pumpkins ever grown, and a splendid keeper. This enormous variety has been grown to weigh over 100 pounds. Pkt. 5c; oz. 15c; ¼ lb. 50c; lb. \$1.50, postpaid.

**Small Sweet** or **SUGAR**, also known as **Pie Pumpkin.** This is the small, sweet Pumpkin that has made Texas famous for their Pumpkin pies. It is a very fine-grained, most deliciously sweet-flavored sort. Splendid keeper. They average about 10 inches in diameter; of deep orange-yellow color. Pkt. 5c; oz. 10c; ¼ lb. 30c; lb. 90c, postpaid.

**Japanese Pie** The flesh is very thick, nearly solid; the seed cavity being very small in one end of the pumpkin; fine grained, dry and sweet, having much the taste and appearance of sweet potatoes. They ripen early, keep well, and are fine for home use. The seeds have peculiar marks resembling characters of the Chinese alphabet. Pkt. 5c; oz. 10c; ¼ lb. 35c; lb. \$1.25, postpaid.



Huth's  
Green Striped  
Cushaw.

## Grow HORSE RADISH for Profit

There is always a steady demand for horseradish and it has become a staple article of commerce. Money can be made from horseradish if properly handled.

Horseradish does best on a deep, loamy soil, although it can be grown with greater or less success on almost any type of soil. They produce no seed, but are grown from pieces of the root. It should be planted during December and January. A good coat of manure should be plowed under, with an application of 400 or 500 pounds per acre of a good grade gypsum. If no manure is available, a fertilizer will give good results.

When the soil has been placed in proper condition for planting, it should be marked off in rows thirty inches apart and the Horseradish sets planted in the furrows three to five inches deep and about eighteen inches apart. The cuttings should be the size of a lead pencil or larger. Cultivation should begin as soon as growth starts and should be continued once a week until the plants are so large it is impossible to get through them.

The yield depends on the late fall rains, as the roots do most of their growing late in the season. Average yields are from 2 to 3 tons to the acre.

It does best in this section in a low, rich, sandy soil. Price, doz. 35c; 50 for \$1.00; 100 for \$1.75, postpaid.

# Imported Radishes

**CULTURE.** Sow as early in the spring as the ground can be worked, and every two weeks throughout the season for a succession of crops. A warm sandy loam, made rich and light by some good, strong manure, which is thoroughly rotted will be most likely to afford them free of worms and brittle. During summer months use the summer and winter varieties, as the early kind get pithy. Winter Radishes can be wintered over easily as any root crop and furnish an acceptable relish. One ounce to 100 feet of drill; 10 pounds to the acre.



Globe Radish.

**Glass Radish** The radish comes from the same gardener in Europe who originated the Crimson Giant Globe, and is a fine acquisition. It is a long radish of light pink color, white tipped, of uniform size. The flesh is transparent white, always crisp and brittle, even if grown to a large size, and mild flavored. It was named "Glass Radish" on account of fine transparency of the flesh. Pkt. 5c; oz. 15c; ¼ lb. 50c; lb. \$1.50, postpaid.

## EARLY ROUND VARIETIES

**Early Scarlet Globe** This variety makes roots fit to pull as early as Non-Plus-Ultra, but they are much larger when full size, and for this reason are very popular in some markets. Roots round or slightly oval shaped; color rich, deep scarlet, flesh white and tender. Pkt. 5c; oz. 10c; ¼ lb. 30c; lb. \$1.00, postpaid.

## Crimson Giant Globe


This new radish is an entirely new style, and differs from all the varieties hitherto in cultivation, in so far that its roots attain more than double the size of other forcing varieties without getting pithy or hollow. This giant radish develops roots 6 to 8 inches in circumference and over an ounce in weight, their pure white flesh remaining firm and crisp, and the mildest flavor. Notwithstanding the extraordinary size and weight of its bulbs, it is second to none as a forcing variety. It's equally well adapted to outside culture. The seeds should be sown thinly to permit full development of the roots. Pkt. 5c; oz. 10c; ¼ lb. 30c; lb. \$1.00, postpaid.

**Non Plus Ultra** By far the smallest topped and earliest forcing radish in cultivation. Roots small, round, deep red, with very crisp, tender white flesh. This is the very best variety for forcing, as it will mature in 18 to 21 days and the tops are so small that a large number can be grown in a single bed. Pkt. 5c; oz. 15c; ¼ lb. 50c; lb. \$1.50, postpaid.

## Early Scarlet Turnip

**WHITE TIPPED.** A beautiful variety, deep scarlet with white tip. It is very ornamental for table use, and is becoming very popular as a market variety. It is of the same size and shape as the scarlet turnip variety. Pkt. 5c; oz. 10c; ¼ lb. 25c; lb. 75c, postpaid.

Best Radishes are not interrupted from time of planting until maturity.



Early Scarlet Turnip Radish.

## LONG VARIETIES

**Long White Icicle** An entirely distinct long, slender pure white variety. It is without doubt the earliest and finest Long White Radish in existence. Ready for use fully as Long Scarlet Short Top, with less foliage, rendering it most desirable for forcing. In the open ground the roots continue brittle, crisp and mild until they are fully as large as those of the Long Bright Scarlet. The Icicle is perhaps superior to the finest long red ones. Roots four inches in length and half an inch in diameter; they retain their crispness and fresh, mild flavor until fully 6 inches long and an inch in diameter. Pkt. 5c; oz. 10c; ¼ lb. 30c; lb. 90c, postpaid.

## Early Long Scarlet Short

**Top** Is undoubtedly the best standard variety for private garden and market use. It grows 6 or 7 inches long, half out of the ground. It is very brittle and crisp and of quick growth. Color bright scarlet, small top, tapers regularly to the root, and is uniformly straight and smooth. Pkt. 5c; oz. 10c; ¼ lb. 30c; lb. \$1.00, postpaid.

## HALF LONG OR OLIVE-SHAPED VARIETIES

**French Breakfast** A medium-sized radish with small top and quick growth. The roots of this hardy and desirable variety are of a very brilliant, deep rich color, with white bottoms and half long, with somewhat tapering points, the flesh is white, crisp and tender, and holds its juiciness very well not becoming pithy until overgrown. Pkt. 5c; oz. 10c; ¼ lb. 30c; lb. \$1.00, postpaid.



Long White Icicle.

NOTHING IS AS APPETIZING AS RADISHES

Don't forget to plant them at intervals through the entire summer.

WINTER VARIETY OF RADISHES

**Long Black Spanish**


Best variety of black skinned winter radish; hardy root 8 inches long and 2 to 3 inches across. An excellent keeper. Pkt. 5c; oz. 10c; ¼ lb. 30c; lb. \$1.00, postpaid.

**Round Black Spanish**

Fine for winter use. Pkt. 5c; oz. 10c; ¼ lb. 30c; lb. \$1.00, postpaid.

**White Chinese** or CELESTIAL. Cultivated extensively by market gardeners. Pkt. 5c; oz. 10c; ¼ lb. 30c; lb. \$1.00, postpaid.

**China Rose** WINTER. Distinct handsome variety of winter radish. Skin a deep scarlet, with flesh pure white, solid flesh; fine pungent flavor; stump rooted. 4 to 5 inches long and 2 inches thick. Good keeper well into spring. Not as strong as the "Spanish" Radishes. Pkt. 5c; oz. 10c; ¼ lb. 30c; lb. 90c, postpaid.



Long Black Spanish.

**RHUBARB or PIE PLANT**



Linnaeus Rhubarb.

A rich, sandy soil, wet but well drained, is best for Rhubarb. While it is frequently propagated from seed, only a percentage comes true, but it is cheaper to grow from seed and discard untrue plants. The popular method, however, is to use young plants propagated from the crown. Set plants 3 feet by 6. The best stems are produced the second year, but it continues to produce for several years. When the blossom stalk appears, it should be cut back well into the ground. Set the crowns of the plants so that they are 2 inches under the surface of the soil. This is important. Choose a place where the soil will be moist at all times. One ounce produces from 400 to 500 plants. Book, "Rhubarb Culture," by J. E. Morse. Price, \$1.00.

**Linnaeus** Early, large and tender. Stalk deep green. Pkt. 5c; oz. 20c; ¼ lb. 60c, postpaid.

**Victoria** The most popular variety, later than the preceding. Stalks thick, long and red. Pkt. 5c; oz. 20c; ¼ lb. 60c, postpaid.

**RHUBARB ROOTS** — From December to March — LINNAEUS and VICTORIA. 1 year old roots, 15c each; 6 year old roots, 50c each; 3 for \$1.35; 10 for \$4.

80c; 12 for \$1.50; 3 year roots, 50c each; 3 for \$1.35; 10 for \$4.

Recipes of different pies and other items are contained in our Alamo Cook Book. Price, 50c; also obtainable as a premium. See page 3.

**ROSELLE**

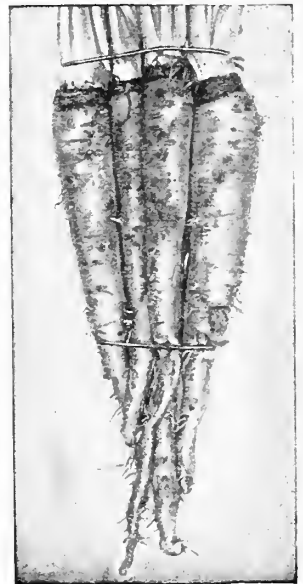
(THE AUSTRALIAN JELLY PLANT)

This plant, coming from Queensland, Australia, will grow wherever cotton grows, and with much the same cultivation. It blossoms in October and November and after the blossoming a seed pod forms with fleshy red leaves around it. Pick this while soft, put in a kettle with just enough water to cover and boil, strain, add ½ pint sugar and ¼ lemon juice to each pint of juice and boil till it jellies. It has a delicious flavor between the currant and quince; many prefer to either. It is probably the most valuable jelly plant for the South, easily replacing the cranberry. It can also be made into jams, pies, puddings, etc.

It is easily grown from seed, which should not be planted till the ground becomes warm; if given plenty of water it will require 8x8 feet. It will not mature seed in the colder climates, but in the favored Gulf Coast Country it matures seed. Price, 15c per packet; oz. 75c; \$2.50 per quarter pound.

**SALSIFY or OYSTER PLANT**

**CULTURE.** The Oyster Plant succeeds best in some light, well enriched soil which previous to sowing in seeds should be stirred to the depth of 18 inches. Sow early in the spring in drills 15 inches apart; cover the seeds with fine soil 1 inch deep. One ounce for 60 feet of drill; 5 pounds to one acre.




Mammoth Sandwich Island.

**Mammoth Sandwich Island**

This splendid variety grows to fully double the size of the old sort; is of superior quality and delicate flavor. The Oyster Plant is one of the most nutritious and delicious vegetables, and should be more generally cultivated for winter use when the supply of really good vegetables is limited. No Market Gardener should fail to grow it. It is a paying proposition. Pkt. 5c; oz. 20c; ¼ lb. 70c; lb. \$2.50, postpaid.

YOU ARE ENTITLED TO GET  
VALUE RECEIVED

☞ You get it when you buy from us—and more, when you take into consideration the "High Grade, Quality Seeds" we supply. We ask you, if you have never bought seed from us, to give us a trial.



Mammoth White Bush.

Golden Summer Crookneck.

Early White Bush.

# SQUASHES

Squashes are divided into two classes: the early summer sort and the late fruited winter varieties. Sow about the middle of spring in hills, the early sort about 4 feet apart, and the late varieties 6 to 8 feet. Drop enough seed to be thinned to three plants in a hill. The hills should be highly manured and prepared in a similar manner as those for cucumbers. One ounce to 40 hills for small sorts large varieties, 1 ounce to 30 hills; 1 to 2 pounds to the acre.

## SUMMER VARIETIES

**Early White Bush** This is the well known White Patty-pan or scalloped squash. The earliest to mature, very productive; light cream colored. Pkt. 5c; oz. 10c;  $\frac{1}{4}$  lb. 30c; lb. \$1.00, postpaid.

**Mammoth White Bush** The fruit is a beautiful white wax instead of the yellowish white so often seen in the old stock, and is much larger. Pkt. 5c; oz. 15c;  $\frac{1}{4}$  lb. 40c; lb. \$1.25, postpaid.

**Golden Summer Crookneck** A small crooknecked summer squash; skin bright yellow, covered with warty excrescences. Very early, productive and of excellent flavor. Pkt. 5c; oz. 10c;  $\frac{1}{4}$  lb. 35c; lb. \$1.25, postpaid.

### Mammoth Summer Crookneck

One of the best summer Squashes. It is twice as large as the ordinary Summer Crookneck, highly attractive, several days earlier. This combination of earliness and size make it a most desirable variety for the market gardener as well as for private use. Pkt. 5c; oz. 15c;  $\frac{1}{4}$  lb. 50c; lb. \$1.50, postpaid.

**Improved Hubbard Smooth** The best table Squash yet known, rivaled only by the "Delicious." Good specimens are about equal to the sweet potato. It has a hard shell, and with some care will keep three months longer than the Marrows. Flesh fine grained, dry and of excellent flavor. Pkt. 5c; oz. 15c;  $\frac{1}{4}$  lb. 40c; lb. \$1.25, postpaid.

**Gregory's Delicious** This fine new winter squash, now offered by us to the Western Planters is of the finest quality possible. The Eastern people have had it for the past few years, and the popularity of this splendid variety increases steadily. In size it closely resembles the original Hubbard. In color it is almost uniform with occasionally a blue specimen. The thickness of its flesh surpasses nearly every other variety; the color being dark orange. For table use it cannot be excelled; these Squashes represent a remarkable combination of fineness and compactness of grain, dryness, sweetness and exceeding richness of flavor. Pkt. 5c; oz. 15c;  $\frac{1}{4}$  lb. 50c; lb. \$1.50, postpaid.

**Warted Hubbard** This is, in quality, one of the best winter sorts. It is attractive on the market and a ready seller. Very dark green, and flesh is dry and sweet. Very hard shell, which insures good keeping qualities. It is considered an improvement on the old type of Hubbard on account of its warted skin. Pkt. 5c; oz. 15c;  $\frac{1}{4}$  lb. 50c; lb. \$1.50, postpaid.

### English Cream Marrow or Fordhook

This is a most desirable squash for either summer or winter use. The vines are of strong, vigorous growth and wonderfully productive. Squash oblong in form, eight or ten inches in length, slightly ridged; smooth, thin, yellowish skin and of a yellowish color. If gathered young for cooking it is excellent, while if allowed to ripen on the vine they can be stored and will keep in good condition until late the following June. Either for baking like sweet potatoes or making pies during the winter, the squash is very fine. Pkt. 10c; oz. 20c;  $\frac{1}{4}$  lb. 65c; lb. \$2.00, postpaid.

**Banana** This squash grows from one to two feet in length. Flesh firm and solid of beautiful orange-yellow and excellent quality. It keeps from one season until another. When quite young it is excellent to cook as a marrow. Pkt. 10c; oz. 20c;  $\frac{1}{4}$  lb. 65c; lb. \$2.00, postpaid.

**Acorn** Every home garden should have a few hills of this delicious squash. For table use or for pies it is unsurpassed, uniform in shape and bright red color makes it a desirable ornament for the table. Prepared by removing the blossom end, take out all the seed, and bake in an oven. When baked, remove the edible portion, season and serve in the shell. Pkt. 5c; oz. 25c;  $\frac{1}{4}$  lb. 75c; lb. \$2.50, postpaid.

## TOBACCO

**CULTURE.** Tobacco in this part of the country should be started in a hotbed in February and treated the same as tomatoes. Book, "Tobacco Culture." Price, 60c.


**HAVANA.** Pure Cuban grown seed. When grown in this country commands a high price as cigar stock. Pkt. 10c; oz. \$1.00;  $\frac{1}{4}$  lb. \$3.50, postpaid.

**WHITE BURLEIGH.** A variety grown for the manufacture of fine cut and plug. Pkt. 10c; oz. 75c;  $\frac{1}{4}$  lb. \$2.50, postpaid.

IF YOU EXPECT TO PLANT TOBACCO THIS YEAR, IT WILL PAY YOU TO BUY YOUR SEED FROM US.

# Spinach

**CULTURE.** A great deal of this is raised for the Northern market. It is very popular. Sown from September to the end of March. If the Fall is dry and hot it is useless to sow it, as the seeds require moisture and cool nights to make them come up. The richer the ground the larger the leaves. One ounce to 150 feet of drill; 8 pounds to the acre.



Reselected Bloomsdale Longstanding.

**True Victoria** The foliage is heavy, the broad dark leaves being of the true Savoy appearance and are of the finest quality. The feature that makes it of especial value for both market and family garden, is that it is in prime condition from two to three weeks after all other varieties of Spinach have run to seed. Pkt. 5c; oz. 10c; ¼ lb. 20c; lb. 60c, postpaid.

ASK FOR QUANTITY PRICES.

**New Zealand** (*Tetragonia expansa*). This is not a Spinach of the ordinary kind, but a plant of branching growth. One single plant will grow to dimensions of six feet across, producing an abundance of thick, fleshy, juicy stems, and leaves, which make an excellent Spinach. The flavor is fine and the fact that it does well throughout the hottest summer, makes it all the more desirable. Every Market Gardener should grow a crop where there is a market for Spinach. It is a money maker. Pkt. 5c; oz. 10c; ¼ lb. 30c; lb. \$1.00, postpaid.

## Re-Selected Bloomsdale Longstanding

In appearance quite similar to the Bloomsdale strain, may be of a little more compact growth, the leaves being more intensively green, in fact, of the deepest dark green we have ever seen. Does not grow as rapidly as our Re-selected Bloomsdale, but on account of nearly total absence of male plants it stands heat remarkably well. When other kinds have all bolted to seed already, it does not even show the least inclination to shoot and will stand up and remain in prime condition many a week yet. What this means for a market-gardener may be regarded superfluous to dwell on. Was first introduced by us last year, but is so rapidly gaining ground that it surely will soon become one of the leading kinds. Pkt. 5c; oz. 10c; ¼ lb. 20c; 1 lb. 60c, postpaid.

**Bloomsdale Savoy** A re-selected, most valuable variety. In appearance the leaf is wrinkled in the same way as that of the Savoy Cabbage, hence the name. It produces nearly twice the bulk of crop as the ordinary sort, is fully as hardy and in all other respects equal. Pkt. 5c; oz. 10c; ¼ lb. 20c; lb. 50c, postpaid.

**Prickly or Winter** The hardiest variety and will withstand the severest weather with only a slight protection of straw or leaves. The seed is prickly, leaves triangular, oblong or arrow shaped. It is the best for fall sowing, which in this latitude is about the first of September. Pkt. 5c; oz. 10c; ¼ lb. 20c; lb. 60c, postpaid.

# Huth's Celebrated Tomatoes

**CULTURE.** The seed should be sown in January in a hot-bed or greenhouse, or may be sown in a box and kept inside the window of a room where the night temperature is not less than 65 degrees. The plants should be thinned out in the bed so as to give them plenty of room or they will be weak and poor. They should be hardened before planting outside. About the middle of April the plants may be set in the open ground, from 4 to 5 feet apart each way. Our stock of tomato seed is grown by several of the best growers. One ounce produces about 1,500 plants. One-half pound to the acre.

To prevent rot and blight on tomato plants spray with "Bordeaux" mixture, when first fruits have set. If disease appears repeat or use Black Leaf "40" or a weak Copper Sulphate solution as often as needed. Slug Shot is also a good insecticide to use on tomato plants.

**Dwarf Champion** Its close, upright growth enables it to be planted much earlier and nearer together than any of the older sorts, and the yield, therefore, is accordingly much greater. In productiveness it is unsurpassed. It is also very early. The fruit resembles the Acme, and is of a purplish pink color, and always smooth and symmetrical in form. It is medium size and attractive in appearance; the skin is tough and the flesh solid and of fine quality. Pkt. 5c; oz. 35c; ¼ lb. \$1.25; lb. \$4.00, postpaid.

**McGee** Originated by M. C. McGee, San Marcos, Texas. Claimed to yield splendid crops where other varieties fail. Bright crimson in color, solid and of good flavor. Our seed come direct from Mr. McGee. Hence the true and genuine tomato. Pkt. 50c, postpaid.


**Chalk's Early Jewel** Of most handsome appearance, finest flavor and early ripening qualities, this new bright red Tomato is destined to become a leader among the already numerous popular varieties. In time of ripening it is within a week or ten days later than "Earliana Special," the well known earliest of all bright red tomatoes. The extremely handsome fruits are of the finest table qualities, possessing remarkably sweet flavor. They are solidly meaty, having small cavities and are not apt to crack. Pkt. 5c; ½ oz. 15c; oz. 25c; ¼ lb. 90c; lb. \$2.50, postpaid.

**McGee** Originated in Texas, but the seed sold at the following prices are produced in New Jersey from plants grown from the seed obtained from the original Mr. McGee. They are also bright crimson, solid and of good flavor and yield splendid crops where other sorts fail. Especially recommended for black land. Pkt. 10c; oz. 30c; ¼ lb. \$1.00; lb. \$3.50, postpaid.

**Dwarf Stone** (Bright Red—110 days). Has a stout upright and compact growth; vines very prolific; fruits larger than Dwarf Champion, very meaty and solid. The greatest canning Tomato in the world. The largest, bright red, perfectly smooth, high yielding, best keeping, finest flavored variety in existence. Very solid, ripening right up to the stem without any cracks or green core. The foliage is rather open, admitting the sunlight to the center of each plant, so that all the fruits are thoroughly ripened, leaves dark green and not inclined to curl. Flesh thick, solid, with few seeds and of sweet flavor; skin thin, but strong enough to make it a good shipper. Pkt. 5c; oz. 35c; ¼ lb. \$1.25; lb. \$4.00, postpaid.

## TOMATOES—Continued

**Earliana Special** This is without doubt the earliest bright red tomato now in cultivation. The tomatoes are deep scarlet and grow closely together in clusters of five to eight. They are of medium size smooth and solid. The plants are quite hardy with rather slender branches, bearing an abundance of fine tomatoes. The close dwarf habit of growth makes it a very desirable variety, where not much space can be wasted on a more spreading and branching variety. It is especially valuable as it produces fruit at the time when the prices are the highest. No market gardener should be without it. Pkt. 5c; oz. 25c; ¼ lb. 90c; lb. \$3.00, postpaid.



Livingston's Globe.

**Livingston's Globe** A most popular tomato with Texas shippers. Our seed of this variety is grown from Livingston's original strain and kept absolutely pure. We find it one of the earliest. Fruits are smooth and of good size; firm flesh and few seeds. Very productive of fruit being short jointed, and clusters of fruit form at each point. Fruits are of right size and shape to pack well for shipment. Color of skin purplish red, about the same shade as our Redfield Beauty. Our experience with this variety both in our own crops and by observation of market gardens in several states is that about one-half of the fruits come true globe shaped; the balance are either flattened, but much thicker, proportionately, than other varieties. Pkt. 5c; oz. 50c; ¼ lb. \$1.50; lb. \$4.50, postpaid.

**Trucker's Favorite** This, in our estimation, is the "Peerless" amongst the pink tomatoes. A variety of such unusual merit that it deserves the highest praise and recommendation. It is truly "The Trucker's Favorite." Its fine and smooth uniformly shaped fruits command the highest market price and when once a market has found out the meritorious characteristics of this splendid sort, it cannot do without it. The fruits are thick meated and very solid; the meat is of the finest flavor, making the tomatoes equally good for slicing and for cooking purposes. A basket of these tomatoes is one of the most attractive sights on the market table, and parties offering them for sale will find the demand larger than the supply. Be sure to include this variety in your next order. You will want more seed next year. Pkt. 5c; oz. 25c; ¼ lb. 90c; lb. \$3.25, postpaid.

**Early Acme** A tomato of superior quality of medium size and slightly oval in shape. Flesh deep scarlet and unusually solid. Grows very regular. Pkt. 5c; oz. 30c; ¼ lb. \$1.00; lb. \$3.25, postpaid.

**Redfield Beauty** It grows in clusters of four or five large fruits, retaining its large size very late in the season. It ripens very early and evenly, and is in perfect shape. Pkt. 5c; oz. 30c; ¼ lb. \$1.00; lb. \$3.25, postpaid.


**John Bear** (Bright Red). An early tomato of recent introduction that produces beautiful, large, bright red, solid fruits. Almost seedless, a marvelous stem-setter, often making ten fruits in first cluster. It is solid and meaty and has just enough foliage. Set the plants 3x3½ feet. As a canning variety it is unbeatable. Pkt. 5c; oz. 25c; ¼ lb. 90c; lb. \$3.25, postpaid.

**Marglobe Tomato** The Popular Wilt and Nail-head Rust-Resistant Sort. 100 days. (Bright Red.) This grand new tomato was developed by the U. S. Department of Agriculture and thoroughly tested in sections where Wilt and Rust diseases are very destructive. If you have met with disappointment in growing tomatoes on account of Wilt or Rust, you will be interested in this new tomato. Marglobe produces a very heavy crop either on infested soils or on soils free from diseases, producing large, smooth, deep globe-shape, meaty, bright red tomatoes, in 100 days. Ripens uniformly even around the stem and resists cracking well. A heavy yielder. Excellent sort for the home garden, market gardeners, canners or greenhouse culture. Pkt. 10c; oz. 40c; ¼ lb. \$1.25; lb. \$4.50, postpaid.

**Improved June Pink** Undoubtedly, the best pink-fruited early Tomato in cultivation. It is fully as early as "Spark's Earliana," of high productiveness and the vines are absolutely blight proof. The splendid round, solid, meaty Tomatoes are the attraction of the markets. The plants are very thrifty, making a vigorous growth. The fruits are usually set in large clusters and run from 2½ to 3½ inches in diameter. They stand shipping exceedingly well and bring highest prices wherever offered. The Tomatoes are solid, free from core, have only few seed cavities and the meat is of fine flavor. "June Pink" is altogether the most desirable pink variety of first crop. It will, we are sure, be a great "money maker" for truckers. Pkt. 5c; oz. 40c; ¼ lb. \$1.25; lb. \$4.00, postpaid.

**Ponderosa Red** The Giant among Tomatoes. The fruit is extra large and fine for slicing. If you want Big Tomatoes, plant Ponderosa. Pkt. 10c; oz. 50c; ¼ lb. \$1.90; lb. \$7.00, postpaid.

**Gulf State Market** This globe-shaped purplish-pink tomato was developed from Early Detroit and is as early as that variety. It is said to be especially adapted to the Gulf States and Texas Valley. The fruits are large, showing little depression around the stem, and free from cracks. Pkt. 10c; oz. 50c; ¼ lb. \$1.50; lb. \$5.00, postpaid.



Trucker's Favorite.

**Golden Ponderosa** It is a heavy yielder and the tomatoes are of very large size and of a delicious flavor. Excellent for slicing and when the slices are served on a dish with slices of red tomatoes the effect is very pretty and attractive. Pkt. 10c; oz. 60c; ¼ lb. \$2.00; lb. \$7.50, postpaid.

For pests on tomato plants, see Domestic Catalog.

TOMATOES—Continued

YELLOW AND SMALL-FRUITED VARIETIES

**RED PLUM.** Same as Yellow Plum except color. Pkt. 5c; oz. 40c; ¼ lb. \$1.25; lb. \$4.75, postpaid.

**YELLOW PLUM.** Color bright yellow; excellent for preserving. Pkt. 5c; oz. 40c; ¼ lb. \$1.25; lb. \$4.75, postpaid.

**RED PEAR.** A small variety, early; fine for preserving. Pkt. 5c; oz. 40c; ¼ lb. \$1.25; lb. \$4.75, postpaid.

**YELLOW PEAR.** Same as above except color. Pkt. 5c; oz. 40c; ¼ lb. \$1.25; lb. \$4.75, postpaid.

**RED CHERRY.** A small variety, size and shape of a cherry. This variety is fine for preserving or pickling. Pkt. 5c; oz. 40c; ¼ lb. \$1.25; lb. \$4.75, postpaid.

**YELLOW CHERRY.** Same as above, except color. Pkt. 5c; oz. 40c; ¼ lb. \$1.25; lb. \$4.75, postpaid.

**GOLDEN HUSK TOMATO or GROUND CHERRY.** These are very fine for preserves; immensely productive. Pkt. 5c; oz. 40c; ¼ lb. \$1.25; lb. \$4.75, postpaid.

**PLANTS** During February, March, April and May we have plants of the main varieties of tomatoes, such as Earliana, Dwarf Champion, and McGee. Prices: Doz. 15c; 100 for 75c. If wanted by parcel post add 15c for 100 plants. Write for quantity prices.

# Plant a Patch of Turnips

**CULTURE.** Turnips do best in new ground. When the soil has been worked long, it should receive a top dressing of ashes. If stable manure is used the ground should be manured the Spring previous to sowing, so it may be well incorporated with the soil. When fresh manure is used the Turnips are apt to become speckled. Sow from end of July to October for Fall and Winter, and in January, February and March for Spring and Summer use. They are generally sown broadcast, but the Rutabaga should be sown in drills, or rather ridges, and should not be sown later than the end of August; the Amber Globe and Aberdeen not later than the end of September. The Early White Flat Dutch, Early Egg and Purple Top White Globe are the best for Spring, also good for Autumn. One ounce to 260 feet of drill; 1½ pounds to the acre.

WHITE FLESHED VARIETIES


**Early Snowball** Is medium sized, pure white and early, of excellent quality. In our market it is much admired. Pkt. 5c; oz. 10c; ¼ lb. 25c; lb. 75c, postpaid.

**Early Purple Top Flat** The standard for this part of the country. Superior for early or late planting. Round, flat, good sized, small top with but few leaves; flesh very fine; flavor good. Pkt. 5c; oz. 10c; ¼ lb. 25c; lb. 75c, postpaid.

**Early White Egg** A quick-growing, egg shaped variety, perfectly smooth, pure white, growing half out of the ground, with small top and rough leaves. Its pure white skin and quick growth make it particularly suitable for market purposes. The flesh is very sweet, firm and mild, never having the rank taste of some varieties. Pkt. 5c; oz. 10c; ¼ lb. 25c; lb. 75c.


**Seven Top** Cultivated exclusively in the South for the tops, which are used for greens. It is very hardy and will grow all winter; but does not produce a good root. Pkt. 5c; oz. 10c; ¼ lb. 25c; lb. 75c, postpaid.

**Long White or COW HORN.** Without a question a good flavored and delicate sort. A distinct feature is its rapid growth. This variety is a pure white, except a dash of green at the crown, and in shape is long like a carrot and generally crooked, hence its name. Pkt. 5c; oz. 10c; ¼ lb. 25c; lb. 75c, postpaid.



Early White Turnip.

**Early White Flat Dutch** This is a popular early turnip for table use. For autumn and the early winter use this and the purple top are highly popular. Pkt. 5c; oz. 10c; ¼ lb. 20c; lb. 60c, postpaid.



Purple Top White Globe.

**Purple Top White Globe** Upper half is of purplish red color, while the lower half is pure white. Flesh is white throughout, crisp and of excellent table quality. It is rather late, grows to a large size, and may also be profitably used for stock. Pkt. 5c; oz. 10c; ¼ lb. 20c; lb. 60c, postpaid.

RUTABAGA or SWEDISH TURNIP

**AMERICAN PURPLE TOP RUTABAGA.** The best variety of Swedish turnip in cultivation. Hardy and productive, flesh yellow, of solid texture, sweet and well flavored; shape slightly oblong; terminates abruptly with no side or bottom roots; color deep purple above and bright yellow under the ground; leaves small, light green with little or no neck; the most perfect in form, the richest in flavor and the best in every respect. Pkt. 5c; oz. 10c; ¼ lb. 25c; lb. 75c, postpaid.

**POMERANIAN WHITE GLOBE.** Good either for table or stock. Flesh white, hard and firm, partaking much of the rutabaga. Must be sown much earlier than the flat varieties. In the Autumn and the early Winter it is apt to be too hard, but mellows like an apple by keeping. Pkt. 5c; oz. 10c; ¼ lb. 25c; lb. 75c, postpaid.

YELLOW FLESHED VARIETIES

**Amber Globe or STRAP LEAVED.** One of the best varieties for table use or for a field crop for stock. Flesh yellow, fine-grained and sweet, color of skin yellow, with green top. Hardy, keeps well, a good cropper, grows to a very large size. Pkt. 5c; oz. 10c; ¼ lb. 25c; lb. 75c, postpaid.

**Yellow Aberdeen or SCOTCH YELLOW.** This is a turnip fine for cattle feeding. It attains a large size, is solid, nutritious, a good keeper, and can be recommended in every respect. Pkt. 5c; oz. 10c; ¼ lb. 25c; lb. 75c, postpaid.

# Medicinal and Pot Herbs

Most of the varieties of herbs thrive best on sandy soil, and some are stronger and better flavored when grown on that which is rather poor. In all cases the soil should be carefully prepared and well cultivated, as the young plants are for the most part delicate and easily choked out by weeds.

**ANISE** (*Pimpinella anisum*) (Spanish: Anis). An annual herb cultivated principally for its seeds which have a fragrant, agreeable smell and a pleasant taste; used medicinally for aromatic cordials, colic and nausea. The leaves are sometimes used for garnishing and flavoring. Plant of slender upright growth with deeply cut foliage; flowers small, yellowish white, borne in large loose umbels. Pkt. 5c; oz. 15c.

**BALM** (*Melissa officinalis*) (Spanish: Balsamo). A perennial herb, easily propagated by division of the root or from seed. The leaves have a fragrant odor similar to lemons and are used for making balm tea for use in fevers and a pleasant beverage called balm wine. Plant one to two feet high, hairy, loosely branching with ovate leaves; flowers white or pale yellow in loose auxiliary clusters. Pkt. 5c; oz. 30c.

**BASIL, SWEET** (*Ocimum basilicum*) (Spanish: Albahaca). A hardy aromatic annual. The seeds and stems have a strong flavor and are used in soups and sauces. Plant about eighteen inches high, branching, with ovate toothed leaves; flowers white or bluish white in leafy terminal racemes or spikes. Pkt. 5c; oz. 25c.

**BENE**. The leaves immersed in water make a drink very beneficial in cases of dysentery. Pkt. 10c; oz. 35c.

**BORAGE** (*Borago officinalis*) (Spanish: Borraja). A hardy annual used as a pot herb and for bee pasturage. The bruised leaves immersed in water give it an agreeable flavor and are sometimes used in salads to give a cucumber-like taste. Plant of coarse growth, hairy, with large oval leaves; flowers blue or purplish in racemes. Pkt. 5c; oz. 25c.

**CARDOON** (Spanish: Cardo). A large thistlelike plant (*Cynara cardunculus*) related to the artichoke. The blanched fleshy stalks and veins of the leaves are used in cookery and as a salad. Pkt. 5c; oz. 50c.

**CATNIP or CATMINT** (Spanish: Gatera). A great favorite among medicinal herbs. Pkt. 10c; oz. 50c.

**CHERVIL** (French: Cerfeuil) (Spanish: Perifollo). Chervil-soup, prepared of the leaves, is a Scandinavian dish par excellence, which will, eventually, be introduced to other parts of the world by visiting foreigners, all of whom quickly learn to like and appreciate the distinct and peculiar flavor. The soup is mostly served with boiled eggs, but of course, can be prepared in different ways to suit the personal taste. In cultivation it requires about the same treatment as parsley, which it resembles somewhat in appearance. The seeds are slow to germinate, and it is a common practice to sow them in the autumn, in this manner, they will more readily sprout in the spring. Pkt. 10c; oz. 50c.

**CARAWAY** (*Carum carui*) (Spanish: Alcaravea). A well known herb, cultivated for its seeds, which are used in confectionery, cakes, etc. The leaves are sometimes used in soups, for flavoring liquors and for colic in children. Plant one and one-half to two feet high, with finely cut foliage and cluster of small, white flowers. Plants never seed till the second year. Pkt. 5c; oz. 10c.

**CORIANDER** (*Coriandrum sativum*) (Spanish: Cilantro). A hardy annual cultivated for its seed which has an agreeable taste and is used in confectionery and to disguise the taste of medicine. Gather on a dry day, bruising the stems and leaves as little as possible, for when injured they have a disagreeable odor which they impart to the seed. Plant slender, two to two and one-half feet high, strong smelling, with smooth, finely cut foliage and small white flowers. Pkt. 5c; oz. 10c.

**CUMIN** (Spanish: Comino). A dwarf apiaceous plant (*Cuminum cyminum*) native of Egypt and Syria, long cultivated for its seeds, which have a bitterish, warm taste, with an aromatic flavor, and are used like those of anise and caraway. (Rank-smelling rue, and cumin are good for the eyes.—Spencer.) Pkt. 5c; oz. 10c.

**DANDELION-LOEWENZAHN** (Spanish: Amargon). Perennial. Cultivated for spring greens; an excellent tonic. Pkt. 10c; oz. \$1.50.

**DILL** (*Anethum graveolens*) (Spanish: Eneldo). An annual of aromatic odor and warm pungent taste. Its seeds are used for seasoning. It possesses medicinal properties but its largest use is for making Dill pickles. Plant branching, two to three feet high; leaves very much cut into thread-like segments. Pkt. 5c; oz. 15c.

**FENNEL, SWEET** (*Foeniculum officinale*) (Spanish: Hinojo). A hardy perennial. The seeds of this aromatic herb have a pleasant taste, and are sometimes used in confectionery, also in various medicinal preparations. The young shoots are sometimes eaten raw and are used in salads, soups and fish sauces. Plant very branching, two to four feet high, with dense thread-like foliage; flowers light yellow in large loose umbels. Seed oval. Pkt. 5c; oz. 35c.

**HOP** (Spanish: Lupulo). A twining moraceous vine (*Humulus lupulus*) with 3-lobed or 5-lobed leaves and small greenish declivous flowers, the pistillate growing in cones or strobiles known as "hops"

for which the plant is commonly cultivated. The ripened and dried pistillate cones of this plant used chiefly to impart a bitter flavor to malt liquors, and also in medicine as a tonic and soporific. Pkt. 10c.

**HOREHOUND** (*Marrubium vulgare*) (Spanish: Marrubio). A perennial herb with an aromatic odor and a bitter, pungent taste. It is a tonic and enters largely into the composition of cough syrups and lozenges. Laxative in large doses. Will thrive in any soil but is stronger if grown on light, poor land. Plant spreading, one to two feet high; leaves ovate, roughened, covered with whitish down; flowers small, white, borne at axils of leaves. Pkt. 10c; oz. \$1.25.

**HYSSOP** (*Hyssopus officinalis*) (Spanish: Hisopo). A hardy perennial with an aromatic odor and a warm pungent taste. It is a stimulant, expectorant and mild tonic. The flowering summits and leaves are the part used. It does best on dry, sandy soil. Plant upright with narrow glossy dark green leaves; flowers small, borne in whorled spikes, blue, sometimes white or pink. Pkt. 5c; oz. 25c.

**LAVENDER** (*Lavendula spica*). A hardy perennial, growing about two feet high. It is used for the distillation of lavender water or dried and used to perfume linen. It should be picked before it becomes dry and hard, and dried quickly. The seed is of rather slow and uncertain germination. Plant erect, with slender grayish green leaves and small violet-blue flowers. Pkt. 5c; oz. 40c.

**MARJORAM, SWEET** (*Origanum marjorana*) (Spanish: Mejorana). An aromatic herb for seasoning. The young tender tops and leaves are used green in summer to flavor broths, dressings, etc., and are also dried for winter use. Usually grown as an annual, as it is not hardy enough to endure the winter of the northern states. Plant erect but branching with oval grayish green leaves and small purplish or whitish flowers. Pkt. 10c; oz. 60c.

**PEPPER MINT** (Spanish: Hierbabuena). Leaves used for flavoring. Pkt. 10c; 1 oz. \$3.00.

**ROQUETTE**. Leaves when young are used like mustard for salads. Pkt. 5c; oz. 25c.

**ROSEMARY** (*Rosmarinus officinalis*) (Spanish: Romero). A hardy perennial, with fragrant odor and a warm bitter taste. The leaves are used for flavoring meats and soups, and for medicinal drinks. Plant erect, branching with small slender leaves and small light blue flowers. The blossoms form the principal ingredient in the distillation of toilet waters. Plants do not reach a size suitable for use until the second season. Pkt. 5c; oz. 40c.

**RUE** (*Ruta graveolens*) (Spanish: Ruda). A hardy perennial with a peculiar unpleasant smell. The leaves are bitter and so acrid as to blister the skin. It is a stimulant and anti-spasmodic but must be used with great caution, as its use sometimes results in serious injury. It must not be suffered to run to seed and does best on poor soil. Plant one and one-half to two feet high becoming woody at the base; leaves much divided; flowers yellow. Pkt. 10c; oz. \$1.00.

**SAFFRON** (*Carthamus tinctorius*) (Spanish: Azafran). A hardy annual. Cultivated for its flowers which are used principally for coloring, sometimes for flavoring and to make the cosmetic powder called rouge. The flowers should be picked while in full bloom. Plant upright in growth, one to three feet high; leaves ovate, prickly; flower-heads yellow, thistle-like. Pkt. 5c; oz. 50c.

**SAGE** (*Salvia officinalis*). One of the most extensively used herbs for seasoning. It is also believed to possess medicinal properties. Hardy perennial, about fifteen to eighteen inches high. Plant very branching; flowers usually blue, sometimes pink or white; leaves grayish green oval wrinkled. Cut the leaves and tender shoots just as the plant is coming into flower and dry quickly in the shade. The plants will survive the winter and may be divided. If this is done they will give a second crop superior in quality. Pkt. 10c; oz. 50c.

**SORREL** (French: Oseille) (Spanish: Acedera). It is a perennial plant, very easily established from seed, producing large, thick leaves of a peculiar acid taste, which are much prized for salads and for greens. Pkt. 5c; oz. \$1.00.

**SAVORY, SUMMER** (*Satureia hortensis*) (Spanish: Sabrosa). A hardy aromatic annual twelve to fifteen inches high, the dried stems, leaves and flowers of which are extensively used for seasoning, especially in dressing and soups. Plant erect, branching; leaves small, narrow; flowers small, purple-pink or white, borne in short spikes. Pkt. 10c; oz. 80c.

**THYME** (*Thymus vulgaris*) (Spanish: Tomillo). An aromatic perennial herb, eight to ten inches high, used principally for seasoning. Plant very branching with wiry foliage and small lilac flowers. Sometimes the leaves are used to make a tea for the purpose of relieving nervous headache. Sow as early as the ground will permit. Pkt. 10c; oz. \$1.00.

**WORMWOOD** (*Artemisia absinthium*) (Spanish: Ajenjo). A perennial plant of fragrant spicy odor, but with intensely bitter taste. The leaves are used as a tonic, vermifuge and as a dressing for fresh bruises. Plant erect, two to three feet high with much divided leaves and loose clusters of small light yellow flowers. It may be raised from seed, propagating by cutting or dividing the roots. A dry, poor soil is best adapted to bring out the peculiar virtues of this plant. Pkt. 10c; oz. \$1.40.



# Dwarf Varieties of Flowers

**Achillea** (Milfoil, or Yarrow) Ptarmica "The Pearl." One of the best hardy white perennials. Grows about 2 feet high, and from spring to frost is covered with heads of purest white double flowers. Easily grown from seed, flowering the first season, if sown early. Pkt. 25c.

## Abronia Umbellata

A handsome trailing plant with clusters of sweet-scented flowers, resembling verbenas in shape, but of smaller size; color rose lilac, with white eyes. Fine for baskets and vases as well as the garden. Remove the husks from the seed before sowing as it grows much surer. Height 6 inches. Half hardy annual. Pkt. 10c.

## Ageratum Mexicanum

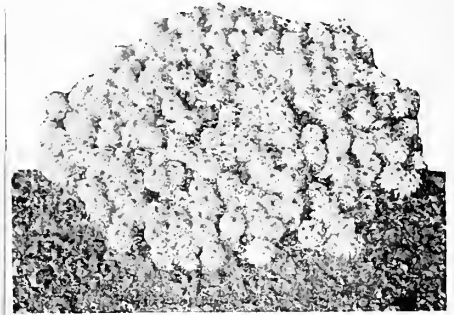
Flowers light blue or lavender, very desirable for bouquets, furnishing a continuous bloom through the summer. Plants flower well in house all winter, when potted in the fall before frost. Height 12 inches. Hardy annual. Pkt. 5c.

**Alyssum, Sweet** A favorite flower for bouquets, white, very fragrant and producing a succession of blooms through the summer and until after severe frosts. Always wanted when a bouquet is made. Height 1 foot. Hardy annual.

**LUTESCENS.** Creamy yellow. Pkt. 5c.  
**LITTLE DORRIT.** Pure white. Pkt. 5c.  
**MARITIMUM SWEET.** Pkt. 5c.

### PLANNING THE FLOWER GARDEN

Before ordering flower seeds or plants it is best always to make a plan for final or lasting results. You don't have to be a landscape gardener to make a beautiful home place. You can make a log cabin home beautiful as well as the grounds around a costly mansion. Unsightly places, as back yards, fences and house foundations should be screened from view—all other views left unobstructed except by low-growing plants.



Alyssum.

**Amaranthus** Valuable for its varieties of handsome foliage, whether grown in the conservatory or garden. The colors will be more brilliant if planted in moderately rich soil. Height 2 to 3 feet. Hardy annual.

**Amaranthus tricolor** (Joseph's Coat). Pkt. 10c.

**Amaranthus caudatus** (Love Lies Bleeding). Pkt. 10c.

**Amaranthus cruentus** (Princess Feather). Pkt. 10c.

# Flower Seeds of Merit

**Begonia** The newer forms of Begonias are among the best brilliantly beautiful flowering plants. The plants will give an abundance of bloom the first year, at the end of the season they may be placed in a warm place to protect from freezing, the following spring, they will bloom more freely than ever.

Tall Vernon Mixed. Pkt. 25c.

Dwarf Vernon Mixed. Pkt. 25c.

## Giant Comet Asters

This giant class is an improvement on the old and inferior Comet class, not only in bearing much larger flowers, but the petals are longer and broader.

We consider this the finest and largest of all Comet Asters, bearing immense fluffy flowers four inches and over in diameter, as fine as any Chrysanthemum, and when cut keeps in good condition longer than any other of this type. Beautiful for cut flowers. Different in several respects from any aster known. The branching habit is accompanied with great vigor of growth and profusion of bloom. The flowers are very large, very double, borne on long, stiff stems, and the colors clear and handsome.

White, Dark Blue, Pink, Purple and Rose. Each of the above. Pkt. 10c.  
Mixed colors. Pkt. 10c.

### THE SOIL AND ITS PREPARATION


A mellow loam, which is a medium earth between the extremes of clay and sand, enriched by a compost of green sand and leaf mold, is adapted to the generality of flowering plants. Previous to planting flower beds or borders care must be taken that they are so arranged that the ground is a little elevated in the middle, allowing the water to run off, this also shows off the plants to better advantage.

**Asparagus** A very popular house plant, much used for hanging baskets. Perennial. Sprengeri. Pkt. (12 seeds) 15c.


**Plumosus Nanus.** Pkt. (12 seeds) 15c.

## Bachelor's Button

(CYANUS). The "Kornblume" of the Germans. A showy annual, of easy culture, flowering freely, in any most common garden soil. Height 2 feet. Double blue. Pkt. 5c.




Bachelor's Button.



Asters.

WE WILL HELP YOU PLAN YOUR FLOWER GARDEN WRITE US.



**Double Crested Cosmos.**  
(See page 47 for description.)

**Balsam** **Rose Flowered.** Intense cultivation and continuous selection have improved these flowers to such an extent that persons having the old common forms in mind, will hardly recognize the new selected sorts. Require a rich, deep soil, good cultivation and plenty of space to grow to perfection.

**Double White Alpha Perfecta.** Pkt. 10c.  
**Double Rose Flowered Mixed.** Pkt. 5c.

**Calendula** (Pot Marigold). **Orange King, Extra Selected.** This splendid variety has large double flowers over 3 inches in diameter and are double rich orange red. It blooms profusely with a succession of flowers from July until frost. It comes true from seed, and is one of the best annuals for a garden display. Height 18 inches. Pkt. 5c.

**California Poppy** **Best Orange or Extra Golden (Eschscholtzia).** A flower attractive in foliage, bud and blossom. One of the most attractive flowers grown. Plants procumbent, forming dense bushy masses, with a succession of flowers from June until after severe frosts. They contrast finely with the dark blue. Height 1 foot. Hardy annual. Extra Golden. Pkt. 10c.



**Poppies.**

**Calliopsis** A very showy border plant, producing flowers of bright scarlet and orange, crimson, red and brown. If seed pods are removed as fast as they appear the plants will remain in bloom much longer. Height 2 feet. Hardy annual, Dwarf, Mixed colors. Pkt. 10c.

**Canna** (Indian Shot). Dwarf, Large-Flowering French. Unquestionably the finest of bedding plants for the American climate. The seeds here offered are all of our own saving. Soak the seeds in warm water until they show evidence of swelling, then sow in sandy soil, and place in a hotbed or greenhouse; when up to the second leaf, pot off singly and keep under glass until the proper season for planting out.

**Mixed.** Saved from the finest sorts. Pkt. 5c.



**Calendula, Orange King.**

**Canterbury Bells**

**CAMPANULA MEDIUM** (Bell Flower). Campanulas embrace a great many beautiful popular perennials, like this Canterbury Bell, and there are a number of annuals of great value for forming masses, as they are neat of habit, hardy and free bloomers. Height 1 foot. Hardy annual. Medium, double, mixed. Pkt. 10c.

**Candytuft** (Iberis coronaria). All of the colors of the Candytuft are desirable for bouquets, especially the white, for its form and fragrance and profusion of bloom. Height 1 foot. Hardy annual. Gibraltarica Lilac perennial. Pkt. 10c. Flesh Pink (Umbellata). Pkt. 10c. Crimson (Umbellata). Pkt. 5c. Empress White (Coronaria). Best for cutting. Pkt. 5c. Many Colors Mixed. Pkt. 5c.



**Balsam.**

**Carnations** This beautiful Chaud variety and well-known flower produces a finer bloom when grown from seed than when grown from cuttings taken from old plants. This seed will produce a fine variety of colors, with flowers good size and substance. Height 18 inches. Half hardy perennial.

**Giant Double Yellow.** Pkt. 10c.  
**Giant Double White.** Pkt. 10c.  
**Giant Bright Scarlet.** Pkt. 10c.  
**Double Mixed.** Blooms in four months from time of planting. Pkt. 10c.



**Mixed Carnations.**


For the Protection of Seeds and Plants, See Our Domestic Catalog.

**Castor Beans** (*Ricinus*). A luxuriant expansive foliage plant of tropical appearance, that should have a place in every garden affording the necessary space. The stalks of the plant of this variety are brownish red; the leaves are very large, palmate and strikingly elegant. Height 6 to 10 feet. Tender annual. Pkt. 5c.

The three prominent varieties of Castor Beans are Ornamental or Zanzibariensis, Common and Commercial.  $\frac{1}{4}$  lb. 25c.

**Catchfly** (*Silene Armeria*). A showy, free-flowering plant with bright, dense heads of flowers growing well in common garden soil. Adapted for border, circular beds and ribbons. Height 18 inches. Hardy annual. Pkt. 10c.

**Centaurea** (*Dusty Miller*). Magnificent foliage plants of silver white and gray foliage, indispensable for borders and edges. Half hardy perennial. Height 1 foot. Pkt. 10c.



Columbine.

**Centaurea** (*Cyanus Double Marguerite*). A sweet-scented *Centaurea*, about as large as a medium sized *Carnation*. It is a sport from *Centaurea Odorata*, and the plants are about 18 inches high. The flowers are beautifully lacinated and produced on long stems; their lasting quality after being cut is remarkable. The beauty of this easily cultivated annual is certain to excite admiration. Double Mixed colors. Pkt. 10c.

**Columbine** (*AQUILEGIA*) (*True Rocky Mountain Columbine*). Colorado's emblematic flower. Needs to be seen to be appreciated. Color is a light blue, in very high altitudes nearly white. These new double sorts are very beautiful and embrace a variety of colors and forms. Height from one to three feet. Hardy perennial.

Mixed Colors. Pkt. 10c.

# Chrysanthemums

(Early Annual). The glorious and showy autumn blooming *Chrysanthemums*, which are now so much admired and cultivated, have their relatives among the summer annuals which are easily raised from seed. The plants can be raised by sowing the seed early in the house or frame and planting them out when the weather is favorable, or the seeds can be sown in an open seed bed, or where the plants are to stand, provided the plants are thinned out to 8 to 12 inches apart. A little shade, or shade in the after part of the day, is desirable for them—a border on the east

or northeast side of the house would be desirable. Pinch them back until July 15th to make them grow branching and full. *Carinatum Double*. *Hybrida*. Mixed colors. Pkt. 5c.

**CHRYSANTHEMUM MAXIMUM** (*Large or Oxeyed Daisy*). A large free blooming hardy perennial, 2 feet high, literally covered with pure white flowers, which are well adapted for cutting, lasting over a week in water. Pkt. 10c.

**PERENNIAL JAPANESE HYBRIDS**. For late autumn blooming in the house, after the frost has destroyed all the right colors in the garden, there is no flower to take the place of this finely shaped, double-flower produced in profusion. Height 18 inches. Double, mixed colors. Pkt. 15c.

**CHRYSANTHEMUM PLANTS**. Four of each of the best Red, White and Yellow, during months of March, April and May, for \$1.50, postpaid.

**Cosmos** These are extra early mammoth flowering, and it is astonishing how very quickly they have become general favorites. Seeds sown in the open ground in the beginning of May will produce blooming plants in August, and then will continue to flower late in the fall. We offer the following colors: White, Pink, Crimson, Klondyke-Yellow, colors mixed. Each, Pkt. 5c.

**Cosmos** Extra Early Double Crested. This beautiful extra early strain comes into flower as early as the Extra Early Mammoth varieties. A trial would be pleasing. Mixed Pkt. 15c.



Cosmos.




Hardy Chrysanthemums.

**Coleus** Probably there is no other kind of foliage plants so well known and universally admired as the *Coleus*. It is one of the most beautiful of our variegated perennial foliage plants for the green house or garden decorations, ribbon-beds, etc., of rapid growth and easy culture. Tender perennial. Height 1 to 2 feet. New Hybrid, mixed. Pkt. 15c.

See Our SPECIAL OFFERS on Cover Pages.

# Celosia



Coreopsis Lanceolata.

**Double Daisy** (*Bellis perennans*). Charming little plants for edging and borders. The flowers are quilled and flat petaled, white, red, pink and variegated. Not all will come double from the seed, and the single ones should be pulled out. Height 6 inches. Tender perennial. Longfellow, pink; Snowball, white; Double, mixed; each, Pkt. 10c.

**African Gold Daisy** (*Dimorphotheca Aurantiaca*). Flowers 2½ inches in diameter, of a glossy terra cotta orange-yellow with a dark disc surrounded by a black zone. Grow 12 to 15 inches high. Pkt. 10c.



Chinese Woolflower.

**CULTURE.** Prepare a bed by having the soil well pulverized and smooth. Sow in the spring when the trees are coming into leaf and cover seed lightly, firming the soil by pressing it gently to insure good germination. When plants are large enough, thin out or transplant where intended to remain. Early blooms may be had by starting seeds in boxes or pots in the house and setting the plants in the open ground after danger of frost is over.

## Celosia Thompsonia

**Magnifica** Improved feathered Cockscombs, a recent introduction, and a most valuable one. Plants are of regular growth and produce spikes of flowers of the most harmonious color. Can be grown in pots as well as in the open. Mixed colors. Pkt. 10c.

**Dahlias** Dahlias are easy of cultivation; growing freely in most any kind of soil from seed in the spring. Height 4 to 5 feet. Half hardy. Perennial.

Finest Double, Mixed. Pkt. 10c.

Finest Single, Mixed. Pkt. 10c.

Cactus Flowered, Mixed. Pkt. 10c.

## Dwarf Cockscomb

(*Celosia cristata*). A highly ornamental plant, producing crested heads of flowers, somewhat resembling a cock's comb. There are many colors and shapes, but the scarlet and crimson ones are the most brilliant and rich. Height 1 to 2 feet.

Dwarf Crimson. Glasgow Prize (Green Foliage). Pkt. 10c.

Dwarf Yellow. Pkt. 10c.

Mixed. Pkt. 5c.

## Coreopsis Lanceolata


Flowers large, single golden yellow. For generosity of bloom there is nothing to compare with it, and it will bear cutting far better than any other plant; at the same time it is always graceful. It can be sown freely from seed and does well when treated as an annual. Pkt. 10c.

CORN FLOWER ASTER. (See Stokesis.)

## Chinese Woolflower

(*Celosia Childsi*). This is a unique form of the feathered Cockscomb, growing 2 to 3 feet high, by as much through, each branch terminated with a large head of flowers that look as if made out of some silk wool material, and which is nicely shown in our illustration. Effective in beds or borders. Valuable for cutting, as they can be dried, and retain their bright color for weeks.

Crimson. Very rich color. Pkt. 10c.



Shasta Daisy.

## Shasta Daisies


A wonderful evolution over the original form of the wild Daisy brought about by the constant selection done by Luther Burbank. Alaska, pure white. Pkt. 10c.

OXEYED DAISY. See *Chrysanthemum Maximum*.

**Cyclamen** Well known and universally admired, tuberos rooted plants producing exceedingly handsome red and white flowers. A tender perennial. One foot high.

Persicum. Mixed, of great beauty and many colors. Pkt. 25c.

Gigantem. Mixed, characterized by beautiful foliage and profuse bloom; each flower is from two to two and one-half inches long. Very choice. Pkt. 25c.



Dahlia.

To Fertilize Plants, See Domestic Catalog.



Geranium.

**Everlasting Flowers**


See Helichrysum, page 50.

**Feverfew** (*Matricaria capensis*)

A free-flowering, half hardy perennial plant growing 18 inches in height. Seed sown early in the spring in the open ground will produce flowers by fall. The plant throws up numerous stems terminating in clusters of very double pure white and golden flowers three-quarters of an inch in diameter. These are desirable for cut flowers. Plants bloom freely when grown in a cool room. Mixed. Pkt. 10c.

**Forget-Me-Not** (*Myosotis Alpestris*)

This beautiful little flower is too well known to require description or recommendation. The delicate blue flowers appear all summer. Height 6 inches. Hardy perennial. Pkt. 10c.



Foxglove.

**Fuchsia** The varieties of Fuchsias are now numbered by hundreds and some are exceedingly beautiful. They are as easily grown from seeds as raised from cuttings, and from seed many improved varieties are obtained. Height 1 to 3 feet. Double and Single mixed. Pkt. 25c.

**Four o'Clock** (*Mirabilis jalapa*)

A handsome plant for making attractive display of its many colored flowers from the middle of July until frost. The blossoms are marbled and spotted in the most diversified manner, the same plant producing different colors; some branches will grow flowers of a single color only, while other will have striped or partly colored. The leading colors are red, white and yellow, with stripes and variegations of all three. Height 2 feet. Hardy annual. Mixed. Pkt. 5c.

**Foxglove** (*Digitalis*).

Showy and useful flowers for the border, flowers borne in tall spikes, bell or thimble shaped of all colors; new plants may be obtained by dividing the roots. Height 2 feet. Hardy perennial. Mixed colors. Pkt. 10c.

**Gaillardia**

A showy annual, brownish red flowers, bordered with yellow and white, blooming strongly through the season, and until after heavy frosts. Height 18 inches. All colors. Double mixed. Pkt. 10c.

**Geranium** (*Pelargonium zonale*)

Probably the Geranium is better known and more universally admired than any other plant known. The constant succession and durability of bloom till frost comes, the brilliancy of the scarlet and other colors, and the exquisite markings of the leaves of some of the varieties render them very desirable for pot culture or bedding. No garden seems complete without a bed of them, and in every collection of conservatory or parlor plants we are to find the Geranium. Propagation by seed is the only way to obtain new varieties. Height 1 to 2 feet. Half hardy perennial. Single and double mixed. Pkt. 15c.



Gaillardia.

**YOU CAN HAVE A BEAUTIFUL LAWN**

There is no reason for you not having just as good a lawn as some you see. By seeding it with Rye Grass you can have a green looking lawn even in winter. Rye Grass is one of the best grasses to mix with other grasses in order to have a continued growth. It is at its best when Bermuda Grass is dry. When the Bermuda comes back the Rye grass will recede. With this and the proper fertilization and attention your lawn will be a pride. For fertilizing use Swift's Red Steer Mixture. It is easiest to handle and best fertilizer you can procure for lawns and small gardens.

If Interested in Birds or Fish, Write for Our Domestic Catalogue.



Perennial Garden.



Helichrysum.

## Gomphrena Globosa

(Globe Amaranth). An excellent everlasting or immortelle; flowers globe-shaped purple, orange and variegated. Retain their shape and color when dried; are also good for cutting as fresh flowers. Height 10 in. Tender annual. Mixed. Pkt. 5c.

**Gypsophila** (Baby's Breath). Small fragrant flowers, borne on long feathery stems. No flower adds more of light and grace to a bouquet than this, and when once grown will be found indispensable. In bloom through the summer from the first of July until frost. Elegans, Annual. Height 1 foot. Grandiflora Rosea. Pkt. 10c. Grandiflora true white, Content Garden strain. Pkt. 10c.

**Helichrysum** (Straw Flower or Everlasting). All the popular everlasting. You cut them when in bloom, and they keep all winter. One of the best immortelles; good shape size and variety of desirable colors—yellow, sulphur, cream, white, pink, rose, red and crimson. Retain their natural shape perfectly when dried. In bloom from July until destroyed by frosts. Height 18 inches. Hardy annual. Double mixed. Pkt. 10c.

**Hibiscus** (Marshmallow). Giant Yellow or Golden Bowl. Showy ornamental perennial plants for mixed beds or shubbery borders. Flowers from 6 to 9 inches diameter; of a rich deep cream, with a velvety-maroon center. Pkt. 10c.

## Hollyhock Annual

Will bloom in August or beginning of September if sown in April. Flowers are single, and semi-double. Mixed colors. Pkt. 10c.

**Job's Tear** (Coix Lachrymae). Curious ornamental grass from East India with corn like leaves and seeds of light slate color, wonderfully lustrous. Valuable for the formation of bouquets, in connection with everlasting flowers and strings of handsome beads are formed from the seeds. Height 3 feet. Hardy annual. Pkt. 10c.

**Heliotrope** A well known popular green house plant, fine for bedding, vases or baskets and exquisite for pot culture in winter. Flowers purple, borne in clusters and exceedingly fragrant. Height 1 foot. Mixed colors. Pkt. 10c.

**Ice Plant** (Mesembryanthemum crystallinum.) Dwarf plant of procumbent or trailing habit, finely adapted for vases, rock work, etc. The surface of the foliage is covered with panicles, resembling crystals of ice glistening in the sun, forming a curious and attractive display. Height 6 inches. Mixed. Pkt. 10c.

**Hollyhocks** (Chaters Superb). A great variety of brilliant colors, combining richness and delicacy in a remarkable degree; flowers large and densely double, remaining in bloom for a long time. It is one of the best and most ornamental of the perennials. Height 5 feet. Separate colors, double white, pink, yellow, red, each, Pkt. 10c. Finest prize mixture of double varieties. Pkt. 10c.

**Lantana** Rapid growing plants; the flowers are borne in Verbena-like heads embracing every shade of pink, purple, orange and white. Half hardy perennial. Height 2 feet. Hybrid Mixed. Pkt. 10c.

**Lobelia** An elegant and useful class of dwarf plants, compact growth, bearing a profusion of delicate flowers. In bloom during summer and autumn. Makes a neat and effective border for geranium beds and beds of ornamental plants; pretty for baskets, vases and piazza decoration. Height 6 inches. Half hardy annual. Blue Crystal Palace. Pkt. 10c.

### HOW TO MAINTAIN A GOOD FLOWER BED

Maintaining a good flower bed is not a particularly hard task but it does require attention at the right time.


Fertilizing should be done but not overdone. If Swift's 8-4-4 Fertilizer is used you will get some very pleasing results. Also Huth's Green Sand soil as it is safe and no danger for plant diseases or weed seeds.

Another very important factor in the maintenance of the flower bed is proper watering. You must be sure that the water soaks thoroughly into the soil.


See Domestic Catalog for Fertilizers.

### PLANTING THE SEED

Make the surface as fine and smooth as possible. Cover each sort of seed to a depth proportionate to its size; very small seeds, like petunias, should be merely sprinkled on the surface of the ground, and barely covered with finely-sifted, light mellow soil; press the soil down firmly over the seeds with a brick or a short piece of board. For larger seeds the depth should be regulated according to the size of the seeds, those the size of a pinhead,  $\frac{1}{4}$  inch deep, and those the size of a pea,  $\frac{3}{4}$  of an inch or more. Get a piece of lath (it would be better if planed smooth) about two feet long, press the edge down into the soil evenly, so as to make a groove as deep as the seed is to be planted, scatter the seed along this, allowing 4 or 5 of the larger to 15 or 20 of the smaller seeds to the space one plant is to occupy when grown. Cover the seeds by pressing, turn your lath flatwise and press the soil down firmly. On light, sandy soils flower seeds should be covered twice the depth that they should be in stiff or heavy clay soils.



Hollyhocks.



Larkspur.

**Mignonette** (*Reseda odorata*).  
**SWEET GRANDIFLORA.** Very fragrant, large flowering. Pkt. 5c.  
**RED GOLIATH.** Of strong, yet compact habit with rich green foliage; the giant trusses of flowers being borne on erect strong, stiff stalks and surpassing all others in brilliancy of color; especially suited for house culture. Pkt. 10c.

**Larkspur** (Perennial *Delphinium* Hybridum). A very attractive, hardy plant for corners of a yard, also center of flower beds. We




Mignonette.

furnish seeds of assorted colors. Height 2 to 3 feet.  
 Single Sinensis Mixed. Pkt. 10c.  
 Single Dark Blue Liberty. Pkt. 10c.  
 Single Cardinale, Brilliant Scarlet. Pkt. 10c.  
 Single Pure Alba White. Pkt. 10c.

**Mexican Fire Bush**

(*Kochia Trichophila* or Summer Cypress). An easily grown annual, which, sown thinly in spring soon forms a cypress-like hedge of the most lively green. We consider it one of the most ornamental border or hedge plants that has ever been brought out. The plants branch freely, and the stems are clothed with slender light green leaves. Early in the fall the ends of the shoots are thickly set with small bright scarlet flowers, the bushy plants resembling balls of fire. The plants are equally showy planted singly to show the round, ball-like forms on all sides or grown in continuous rows. Pkt. 10c.



Larkspur, *Delphinium* (Annual).

**Mourning Bride** (*Scabiosa Atropurpurea*)

One of the best flowers for bouquets; plants of tall habit and compact, the flowers borne upon long, wiry stems. A great variety of colors from white to very dark purple—almost black. In bloom from August till after severe frosts. Height 24 inches. Annual, large flowered, tall double mixed. Pkt. 10c.

**HOW TO SOW FLOWER SEEDS**

With few exceptions, flower seeds are very small, and sowing them by the inexperienced often results in failure, either partial or complete, because a few simple rules are not followed. There is nothing mysterious about success with flowers. They require care and a little common sense. With these, failure is almost impossible. It is work that can not be left to a farm hand or laborer. It must receive your careful personal attention. By observing closely the following rules for sowing flower seed you will have little cause for complaint or failure.



Marigold.

**Marigold** (*Tagetes patula nana*).

A showy plant of compact symmetrical growth, handsome foliage and a profusion of flowers of brilliant colors of yellow and finely variegated and striped with dark rich colors of maroon and brown. Flowers of this variety are about 1 inch in diameter, full double to the center and cover the plant profusely. Height 2 feet. Half hardy annual.  
 Dwarf Double French. Mixed Pkt. 5c.  
 French Dark Brown. Pkt. 5c.  
 Dwarf Double African. Mixed Pkt. 5c.  
 Tall African Orange Ball, Double. Pkt. 5c.  
 African Lemon Ball. This dwarf growing plant has large perfectly double lemon color flowers and the formation is exactly like the Orange Ball. Pkt. 5c.

**Larkspur** (*Annual Delphinium*).

These handsome Larkspurs are very effective in borders and planted amongst shrubs. The graceful spikes of bloom are much valued for vases. They continue long in bloom. The Hyacinth-flowered and Branching varieties bloom a little later than the Stock-flowered. Sow seed in the open border either in early spring or late fall so germination may take place very early in the spring. Height 2 feet.  
 Double Stock Flowered Mixed. Pkt. 10c.  
 Double Stock Flowered Dark Blue. Pkt. 10c.  
 Double Stock Flowered Pink. Pkt. 10c.  
 Double Stock Flowered White. Pkt. 10c.  
 Double Stock Flowered Scarlet Rose. Pkt. 10c.



Mexican Fire Bush.



Nasturtium.

## New Dwarf Rose

(*Rosa Polyantha Nana*). Height 20 inches. This variety comes to us from France. The rose commences blooming when about eight inches high; like annuals, they germinate, flower and produce seed within the first year. Their bloom is continuous throughout the summer, but is naturally more abundant the second season. The flowers are single-semi-double and double in almost equal proportions and present most all the variations found in other roses. A young plant raised from seed sown expands its first flowers in 3 months. White and pink. Pkt. 15c.

## Nigella Damascena

(*Love in a Mist*). A showy annual with finely cut foliage and curiously formed flowers of light blue color. The form and color make them very desirable for bouquets. Height 1 foot. Double Blue. Pkt. 10c.

## Nicotiana Affinis

A handsome genius of garden plants of the tobacco family, which are noted for freedom and fragrance of their bloom. Half hardy annual, 3 feet high. The flowers are white, silver, shaped, and have long tubular corollas. Deserve a place in every garden. Pkt. 10c.

## Nicotiana Sanderae

Introduced a few years ago by one of the leading horticultural firms of England, this remarkable novelty has in incredibly short time won the admiration of the public, both in America and Europe. The shape of the flower resembles that of the *Nicotiana Affinis*, but the flower tube is short and stout. The greatest beauty of it all is the brilliancy

of its carmine-red flowers which are produced in the greatest profusion from early May till the close of autumn. The fragrance is not so pronounced as that of the *Nicotiana Affinis* but is deliciously sweet. Plant early in spring, same as other hardy plants, and transplant to open ground 2 feet apart when weather is suitable. Pkt. 10c.

## Nasturtium

Few plants are more easily grown or remain longer in bloom than the *Tropaeolum*, with its large shield-shaped leaves and beautifully irregular flowers having long spurs and brilliantly colored petals. In favorable soil flowers are produced in abundance throughout the season. Much used for window boxes. If the black aphid appears spray the foliage vigorously with water.

Seed is usually sown outdoors, as soon as the weather is warm and settled, in the row where the plants are to remain. Well pulverized soil, preferably well drained and moderately rich, should be used and the seed covered with about one inch of fine soil firmly pressed down. A sunny situation is essential for free blooming. If the soil is very rich the plants give a large amount of foliage but few flowers. For earlier blooming, start indoors and transplant to the open ground after danger of frost is over.

**TALL or CLIMBING VARIETIES** (*Tropaeolum Majus*). This well known annual is the best for trellis and arbor decoration; flowers of a great variety of rich colors striped and spotted with different shades. It is excellent for vases and baskets; also does finely when grown in beds without trellis support; produces an abundance of flowers from the first of July until frost. Height 6 to 10 feet. Mixed, all colors. Pkt. 5c; oz. 15c.

**DWARF VARIETIES** (*Tropaeolum minor*). Sometimes called Tom-Thumb sorts. The flowers are brilliant and attractive. The plants are evenly dwarf and are often used for a border. When about two inches high, thin so as to give each plant about one foot of room. Hardy annual; and are very desirable for borders along walks, paths, etc. They are in constant bloom. Grow about a foot high. Mixed. All colors. Pkt. 5c; oz. 15c.

**Oxalis** Very attractive and beautiful plants, with richly colored flowers, suitable for rock and rustic baskets. Half hardy perennial. Height 6 inches. Mixed varieties. Pkt. 10c.

## Ornamental Grasses

Ornamental grasses are very useful for cutting, when fresh for summer bouquets, and also dry well for working with everlasting flowers for winter bouquets. This assortment includes the most delicate and graceful varieties.

**Gynerium argenteum** (*Pampa Grass*). Forms elegant plumes of striking appearance. Pkt. 10c.

**Lagurus Ovata** (*Hare's Tail*). Very pretty in bouquets. Pkt. 10c.


**Stipa pennata** (*Feather Grass*). Pkt. 10c.

### SOWING IN BOXES

Almost all flowers will stand transplanting. Many of them grow better for having been transplanted. In sections liable to late spring frosts or where drought comes in spring, it is advisable to sow seeds in shallow boxes which can be placed in a warm, sunny window or on a porch. This is always advisable with the expensive seeds and those of a tropical nature, such as coleus, salvia, etc. These need a warm soil to start the seeds. Sow the same as in open ground, and keep the soil moist, but not soaking wet. If surface of soils show tendency to cake or crust, scratch it lightly to break the crust. Small seeds cannot force their way through a crusted surface. As soon as plants reach a height of 2 or 3 inches they may be transplanted, taking as much earth as possible with each plant, so as not to disturb the roots more than necessary.

Nigella (*Love-in-a-Mist*).





Double Petunia.

**WHEN TO SOW PANSY SEED**

This depends, of course, on climatic conditions, but for early blooming stock for Spring sales, the seed should be sown in the Fall, early enough so that seedlings transplanted in the late Fall, according to the climate, will reach an almost ready-to-bloom stage as Winter sets in, so that with the first warm days of gardening weather, they will come into bloom at once.

It takes six to seven weeks during warm weather to produce sizeable seedlings, and four to six weeks more growing on, to be ready for setting out

**HUTH'S GIANT PRIZE PANSIES**

The imposing five-spotted flowers are from 2½ to 3 inches in diameter, perfectly round in form and borne on long graceful stems, a decided advantage over the old short stemmed sorts. The plants are of compact form, building perfectly round bushes, with strikingly pretty foliage. The beauty of these plants is in their being covered over with flowers of brilliant and rich colors, cannot be surpassed by any other dwarf growing annual. Pkt. 15c.

**GOOD MIXED.** Consisting of many popular colors of ordinary strains. Pkt. 5c.


**TRIMARDEAU (Giant Pansies).** White, with dark centers. Black, King of the Blacks. Yellow, with dark center. Blue, light blue. Purple, deep royal purple. Bronze, a fine golden bronze. Mixed, many colors. Each of the above, 10c per pkt., the whole collection of six for 50c.

**SWEET SCENTED.** This lovely new class is the result of a hybridization of the Pansy and the Sweet Violet, retaining the delightful perfume with Pansy bloom 2 inches in diameter, of good substance and in many colors. They include pure white, yellow, black, maroon, orange and lavender, also striped, blotched, etc. Pkt. 10c.

**Petunia** Petunias are unsurpassed for massing in beds. They are also used along walks and driveways and are often grown in window boxes. Their richness of color, duration of bloom and easy culture will always make them popular. They endure drought exceptionally well. The seed we offer is the result of careful hybridization and can be depended upon to give as large a proportion of double flowers as any.

In some strains the flowers are very large, measuring four to five inches across; in others, they are deeply fringed; still others have star-like markings radiating from the throat and extending nearly or quite to the outer margin of the blossom; again, others have full double flowers. The colors range from white to deep red-purple and are variously striped and blotched.

Plant the seed, which is exceedingly fine, in a warm, open, sunny place. Seeds may be sown directly in the open ground, or for early results the planting may be started in cold frame, hot-bed or in pots indoors in a temperature averaging sixty to seventy degrees. Water with a fine spray and do not permit the seedlings to dry out. The plants are tender and should not be trusted in the open until danger of frost is over. Any good, friable garden soil,




Giants of California Petunia.

**HUTH'S FLOWER SEEDS ADAPTED TO SOUTHERN CLIMATE**

The flower seeds listed on the following pages have been selected for their adaptability to the southern and southwestern climate. Not all flowers do well in this climate and we have selected the varieties here listed because our experience has proved to us that with the proper care and attention they can be successfully grown. No home should be without its flowers and with a little care in laying out the beds for the different flowers around the home, and the selection of the proper varieties much beauty can be added to your home grounds. Read the above directions and follow them closely and you will not need a landscape gardener to help you.

All prices of flower seeds quoted include postage and they will all be sent postpaid in the United States.



Huth's Giant Pansies.

well pulverized and in good condition may be used and the seed covered with about one-eighth to one-fourth inch of fine soil firmly pressed down. The rows should be two feet apart. Thin to eighteen inches apart. The plants begin to bloom when small and continue until cut off by frost. Tender perennial, blooming the first year; about one and one-half feet high.


**Giants of California.** Produce immense large blossoms. Mixed. Pkt. 15c.

Striped and blotched, single, mixed. Pkt. 5c.

Double mixed, saved from the choicest double large flowered fringed flowers only. Pkt. 20c.

- Rose Pink, Balcony type. Pkt. 10c.
- Red, Balcony type. Pkt. 10c.
- Deep Blue, Balcony type. Pkt. 10c.
- Single mixed. Pkt. 5c.

**STIM-U-PLANT** Tablets cost you a fraction of a cent each—with them you can feed each plant as it needs it.



Trimardeau Pansies.

In Case Poultry Trouble Arises, Write for Our Domestic Catalogue—Free.



Oriental Poppies.

## Phlox Drummondii Grandiflora

No flower excels this in all the qualities that make it a popular annual. The flowers are brilliant and of varied colors; it blooms profusely and continuously; is one of the last to succumb to the frosts of late October, and is excellent for bouquets. Taking everything into consideration, it should certainly be placed in the light of the half dozen best flowers for garden decoration. Height 18 inches.

Extra Large Flowering. Mixed. Pkt. 10c.

Alba, white. Pkt. 10c.

Pink. Pkt. 10c.

Yellow. Pkt. 10c.

Violet. Pkt. 10c.

Red or Scarlet. Pkt. 10c.

Star of Quedlinburg. Star-shaped flowers. Mixed colors. Pkt. 10c.

PHLOX DECUSSATA. Perennial Phlox. Choice mixed. Pkt. 15c.



Iceland Poppies.

**Phlox Plants** Drummondii  
Grandiflora  
mixed, from January to March. 35c per dozen.

**Pinks** (*Dianthus*). Splendid large flowers of the most brilliant colors and markings; constantly in bloom from July until after severe frosts, the first and also the second year. No flower exceeds the genus for a brilliant show of colors through the summer. Height 1 foot.

Chinese (double China), mixed. Pkt. 5c.

Heddewigii (single), mixed. Pkt. 5c.

Heddewigii (double Heddewigii), mixed. Pkt. 5c.

Heddewigii Alba Flore Pleno (double), white. Pkt. 5c.

*Dianthus Plumarius* (perpetual), June Pink, Clove or Grass Pink, hardy and fine for old-fashioned garden. Pkt. 5c.



Hardy Pinks.

**Poppy** (*Papaver*). A well known flower of great profusion. Single and double mixed, a grand collection of annual varieties. Pkt. 5c.

## Double Carnation Poppy

The flowers are perfectly double, of large size and magnificent form. In color the grand large flowers are pure white, glowing scarlet, light lilac, scarlet with white and black, rose and deep maroon. Double mixed. Pkt. 5c.

## Shirley Poppies

(*Papaver Rhæas*). They are similar in every way to the wild scarlet Field Poppy of England and the continent, but the range of colors is so varied that scarcely two will be found alike. Single mixed. Pkt. 5c.



Portulaca.

## Oriental Hybrid Poppies

(*Papaver Orientale*). For brilliancy of coloring there is nothing to equal these Oriental Poppies. The flowers are of enormous size, often measuring over six inches in diameter, while the colors range from soft flesh and rose to the most brilliant, dazzling scarlet, and richest maroon purple. Their culture is simple as that of the common garden poppy. One of their most valuable properties is that they are perfectly hardy perennials, increasing in size and beauty from year to year. Price, mixed, pkt. 10c.

## Iceland Poppies

(*Papaver Nudicate*). The delicate, fragrant flowers are exceedingly beautiful, and with their long stems are suitable for cutting. The plants are perfectly hardy, easily cultivated, and the lovely flowers are in bloom from early summer until fall. Hardy perennial, blooming the first year from seed. Mixed. Pkt. 5c.

## Portulaca Grandiflora

(*Moss Rose*). There are scarcely any flowers in cultivation that make such a dazzling display of beauty as a bed of many-hued, brilliant-colored Portulacas. They are in full bloom about the first of July till killed by frost in the autumn. Plant in open ground after it has become warm in light soil and in a dry situation. After the plant appears withhold water, and if the plants have full exposure to the sun the ground will be covered with the plants and the effect will be beautiful. Tender annual. Height 9 inches.

Double Rose. Mixed. Pkt. 15c.

Single. All colors mixed. Pkt. 10c.

See Our SPECIAL OFFER of FLOWER SEEDS on Outside Back Cover Page.



Salvia.

**Snapdragon** (ANTIRRHINUM) Large flowers medium. One of the most desirable flowers in the catalog for its variety of color and succession of bloom, lasting from August till severe frosts. The plants should be covered with fine boughs or other light material, in November, and they usually survive and bloom the second year. Long stem, large flowering and semidwarf, 1½ to 2 feet high. Biennial.

**Golden Queen.** Large flowering golden yellow. Pkt. 10c.

**Silvery Pink.** This variety has a delicate pearly pink-self. Pkt. 10c.

**Pure White.** Long stems and fine for cutting. Pkt. 10c.

**Empress Red.** New variety growing 2½ feet high and a profuse bloomer. Color, beautiful red. Pkt. 10c.

**Gloria.** A pretty rich deep rose. Pkt. 10c.

**Mixed Colors.** Pkt. 10c.

**Salpiglossis** A beautiful annual that deserves to be more widely known; when once grown in the garden, will be one of the first to be chosen for the next year. Flowers of the richest colors, blue, crimson, yellow, purple, scarlet, etc., with texture like rich velvet, each petal beautifully penciled. Splendid for bouquets. Height 2 feet. Mixed colors. Pkt. 10c.

**Sensitive Plant** (Mimosa Pudica). A curious plant manifesting sensations to the touch of any object that jars or stings the leaves or branches, stalks immediately drooping or folding together, as if possessed with life and an oversupply of nerves, affording a source of amusement for the little and large folks. Height 1 foot. Tender annual. Pkt. 10c.

**Schizanthus** (Butterfly Flower). This Retusus annual should be more widely cultivated. Flowers different shades of blue, curiously cut and delicately spotted, laced with crimson, white and yellow, etc. Adapted for garden and indoor culture. Excellent for bouquets. Height 18 inches. Mixed colors. Pkt. 10c.

**Stokesia Cyanea** (Corn Flower Aster). This is one of the most charming and beautiful native hardy plants. The plant grows from 18 to 20 inches high bearing freely from early July until frost, its handsome lavender-blue Centaurea like blossoms measuring from four to five inches across. We do not hesitate to state that Stokesia is one of the most valuable and desirable hardy plants offered. Pkt. 10c.

**Sweet Sultan** (Centaurea Moschata). A handsome annual with fragrant flowers borne on long slender stems. Their fragrance and habit of growth adapt them finely for bouquets. In bloom from July until October. Height 2 feet. Mixed. Pkt. 10c.

**Salvia** (Scarlet Sage). Flowering Sage, is a very ornamental plant, flowering in spikes and continues in bloom until frost in the open ground, when the plant can be removed to the greenhouse and will continue in bloom a long time. This variety is of the dwarf habit, and the spikes of flowers are not so large as some of the greenhouse sorts. Height 1½ feet. Tender annual.

**Fireball.** Pkt. 10c.

**Drooping Spike.** Pkt. 10c.

**SALVIA SPLENDENS PLANTS.** 10c each; \$1.00 per dozen.

**Sweet Williams** The improved varieties of this popular flower are very beautiful, and should find a place in every garden. A great variety of rich flowers, eyed and variegated with other shades forming large trusses of blossoms, remaining a long time in bloom. A bed of Sweet Williams is very attractive the last of June and the first of July, a time when but few other flowers are in bloom. Hardy perennial. Height 18 inches.

**Single Mixed.** Pkt. 5c.

**Double Mixed.** Pkt. 5c.

**Ten Weeks Stocks**

(Cherianthus Matthiola). Cut and Come Again. Plants grow about one foot high, making a compact bush covered with splendid spikes; in bloom from July till frost. This seed is of our own importation from the most celebrated Holland growers of these flowers, saved only from the selected pot plants, and will produce the largest proportion possible of large double flowers, in the most brilliant colors and varieties. Half hardy annual. Height 1 foot.

**Dwarf Double.** Mixed colors. Pkt. 10c.

**Single.** Mixed. Pkt. 10c.

**Virginia Stock.** Also known as the old Virginia Mountain Stock. The seed are raised for us in San Antonio and the fact the plants do not freeze causes it to be among the first blossoms in Spring. Pkt. 10c.



Sweet William.

**Primula** (Primrose). These are perhaps the most desirable of all house plants. They are in almost constant bloom all winter, and if the plants be transferred to the border they will bloom nearly all summer. Though perennial, few plants flower more continually and seed should be sown every year. Give them a long time for growth before flowering, and do not force the young plants, but simply protect them from frost and damp and cutting winds. Height 9 inches. Malacoides, mixed. Pkt. 10c.

**Rudbeckia** (Golden Glow Cone Flower). Bicolor Superba. Fine free-flowering annual variety, growing about 2 feet high; forming a dense bush and producing in great abundance on long stems its bright flowers. The disc is brown, the florets golden-yellow, with large velvety-brown spots at the base; very effective and useful for cutting. Pkt. 10c.

**Sunflowers** FISTULOSUS DOUBLE  
**Globe or Dahlia Sunflowers.** An exceedingly double variety of this well known plant, adapted by its stately growth for a background to the lawn or a screen to hide unsightly places. It is also raised as an absorbent of miasma in damp or ill drained situations, thus preventing fevers. The flowers are quite attractive. Hardy annual. Saffron or deep orange color. Pkt. 10c.

**Stella.** Pure golden yellow with black disks. Pkt. 10c.

**Mammoth Russian.** Flowers over 12 inches in diameter. Large dark-brown center with yellow petals. Pkt. 5c.

**Red Sunflower.** Horticulturists have been trying for years to get a Red Sunflower. They have not quite succeeded, but have come very near it. We offer a flower the petals of which are red and tipped with yellow. This is a decided novelty and will please you. Pkt. 10c.

# Sweet Peas

**CULTURE.** The Sweet Pea is quite hardy, and may be sown in the South-west as early as September. To secure a strong growth and the longest season of bloom, the plants should root deeply, and this is aided by planting early and digging the trenches or seed beds five or six inches deep. Farmogerm is the best fertilizer for Sweet Peas. You will find this listed on another page. Sow the seed rather thickly in the trench and cover with two to three inches of soil, hoeing in the balance of the soil when the vines are well started in growth. Thin out the plants to two or three inches apart.

When the young plants are two or three inches in height, they should be

furnished with stout brush on which to climb, or stakes may be driven in the rows and twine run from stake to stake to furnish a support for the vines. In wet seasons the earth should be drawn up slightly ridged along the row to drain away the surplus moisture, while in a dry season the surface of the sod should be frequently worked to keep it loose and fine, or else should be well mulched with hay or straw to keep the soil cool and preserve the moisture. Gather the flowers before they fade, as allowing them to produce seed will greatly shorten the season of flowering. A very interesting book for those who wish to grow Sweet Peas is **Culture and Diseases of the Sweet Pea**—(J. J. Taubenhaus). Price, \$3.75.

## Special Spencer Sweet Peas

### King Edward Spencer

Very large dark red flowers of the genuine Spencer type. Very fine. Pkt. 10c.

### America Spencer

Flower a cream white beautifully flaked and mottled with rich orange crimson. A very pleasing effect. Pkt. 10c.


**Hercules** A very large bright clear pink beautifully edged and shaded. Plants sturdy and very vigorous. A most useful pink Spencer for decoration and exhibition. Pkt. 10c.

**Helen Lewis** A rich crimson-salmon - pink. Large, fine Spencer form. Pkt. 10c.

**White Spencer** Standard and wings of pure white, beautifully waved and fluted. An especially attractive variety of very large size. Seed white. Pkt. 10c.



Masterpiece.



White Spencer.


**King Manoel** A large deep maroon of exceptional merit. Pkt. 10c.

**Margaret Atlee** Rich glowing pink on cream ground. The flowers are of largest size, beautifully fringed or waved and freely produced in "fours" on long strong stems. Many of the flowers are duplex or double. Pkt. 10c.

**Rosabelle** A very rich bright rose with a faint tinge of purple. Flowers beautifully waved or fluted and of extra size. Pkt. 10c.

**Flora Norton Spencer** Bright blue, with a slight tint of purple waved. A charming color. Pkt. 10c.

**Masterpiece** Clear lavender, self waved. Slightly flushed rose on standard. Similar to Mrs. Chas. Foster and Asta Ohn. Pkt. 10c.



America Spencer.

## Special Mixture of Spencer Varieties

We are offering this excellent mixture for the benefit of those who would like to plant some of these magnificent Spencers, but do not care for separate colors. This mixture is composed of the best and most popular Spencers and will certainly give satisfaction. Pkt. 10c; oz. 25c.

### Spencer Double Hybrid

It has been a difficult task to change the habit of the Sweet Pea by hybridization and selection to the double form, and much remains to be done. The result at best is really a semi-double flower. The best varieties we have will not produce more than half the doubles, others remaining of the usual single type. We furnish them mixed. Pkt. 10c; oz. 50c.

### Perennial Sweet Peas

Hardy climber from 5 to 8 feet. A strong growing vine which comes up from the root each spring and bears large compact clusters of flowers resembling those of the Sweet Pea but without fragrance. Plant seed one inch deep early in spring and provide a wire or trellis support for the vines. Mixed colors. Pkt. 15c; oz. 75c.

## Texas Blue Bonnet

(Lupine) (Perennis). Plants are 12 inches high, rather stout, minutely pubescent, leaves long petioled, soft downy and while the flowers are mostly blue they sometime vary to white. Plant the seed in early spring as the plants are early bloomers and the flowers remain through June and July. They will grow in poor soil and the plant is a great help to the sheep and goat raisers of Texas due to the fact that they grow on the hills as well as on the plains making an early feed for grazing. The flower is beautiful and ideal for bouquets. Pkt. 10c; oz. 40c.

## Texas Blue Bell

(Lesianthus Russellianus). Perennial; growing 2 feet high and the flowers are bell shaped of beautiful bright blue. Plants are raised from seeds and also by division or cuttings. Seeds should be started early under glass. Cover very shallow and place seed-pans near the light in an average temperature of 60 degrees. Shade at midday while in process of germinating; avoid over-watering and "sticky" atmosphere. Transplant seedlings as soon as they can be handled. Pkt. 15c.

## Verbena

The most popular bedding plant grown from seed. The fine varieties of colors with stripes and markings of different shades, profuse and long continued bloom, and excellent for bouquets, making them one of the most desirable annuals in the catalog for general culture. Grown from the seeds, the plants will bloom more profusely than those produced from cuttings.

**Mammoth Verbenas.** In the following colors: White, pink shades, purple shades, blue shades, scarlet, yellow. Pkt. 10c.

**Mammoth Mixed Colors.** Pkt. 10c.  
**Good Mixed Colors.** Pkt. 5c.



Verbenas.

## Mammoth Verbena

**Plants** Next to the Geranium the Verbena is the most popular and useful of bedding plants. With proper care your Verbena may be kept in blossom long after other flowers have gone. The demand we had the past season for this popular flower was enormous. Red, white, purple, pink and several other colors. Mixed colors, 75c per dozen, postpaid.

**Vinca** (Rosea (Madagascar Periwinkle))—An attractive and ornamental plant. Very good for bedding and borders. It is free blooming and makes a fine cut flower, all the buds opening in water. It also makes a fine pot plant. Seed may be sown early in spring in seed boxes or in the open ground after danger of frost is over. If seed is sown early the plants will bloom the first summer. They can be taken up in the fall and kept in the house throughout the winter. Pure white. Pkt. 10c; Soft pink, pkt. 10c; White with Crimson center, pkt. 10c; Rose, pkt. 10c. Mixed colors, pkt. 10c.

**Violet** (Viola Odorata). On account of its fragrance and early appearance, the violet should not be wanting in any garden. A single flower will perfume the whole room. Succeeds best in a shady place, and can easily be increased by dividing the roots. The violet is an emblem of faithfulness. Hardy perennial. Height 4 inches. Pkt. 10c.

**VIOLET PLANTS.** A few plants of this modest but popular favorite should be in every lawn. **CALIFORNIA.** Single flowers of deepest blue or purple are borne on stems 6 to 8 inches long. Large quantities of this variety are grown for cut flowers. Splendid for bouquets. Dozen 25c.

## Wild Garden Flower

A Mixture of all kinds of Flower Seeds. Anyone who has planted and cultivated flowers in neatly laid out beds and borders is aware of the labor and constant care and attention required to produce the desired effect. To those who cannot give it this care, "The Wild Flower Garden" presents a substitute which for



Mammoth Verbena.

its unusual and varied beauty, and the small amount of labor necessary for its construction, has no equal. The seeds we offer for the "Wild Flower Garden" are a mixture of over 150 different varieties, and being mixed, can be offered at a much cheaper price than when sold in separate packages. No one not having such a bed can form an idea of its beauty, the different seasons of bloom insuring something new almost every day. Pkt. 10c; 1 oz. 35c.

## Wall Flower

(Cherianthus Cherri).

The massive spikes of the Wall Flower are very conspicuous in beds and borders, and are very useful in making bouquets. They are deliciously fragrant, perfectly single and combine many shades of color—the orange, purple and chocolate predominating. Height 18 inches. Annual single mixed. Pkt. 10c.

In making out your order for flower seeds be sure to include a packet of Texas Blue Bonnet, the state flower. The pictures of the blue bonnet fields are beautiful, but to grow the actual flowers is still better.

Our Flower Seeds Are From  
The Best Strains Grown  
AND OF GOOD GERMINATION

We want your order this year to convince you of the flowering qualities of the seed we supply.

# Zinnia

## HARDY ANNUAL. SOMETIMES CALLED YOUTH AND OLD AGE


The well known bush-like plants of Zinnias produce a profusion of large double imbricated flowers, borne on stiff stems. They are much used for bedding and are suitable for borders and for cutting.

There is much satisfaction in a bed of Zinnias with their twisted and recurved petalled flowers in many bright colors, and when nearly every other flower has been killed by frost this plant is still in full bloom. Few flowers are more easily grown or bloom more abundantly throughout the season, and the wide range of color is not less remarkable than their unusual depth and richness.

Zinnias begin to bloom early in the summer and continue profusely until frost, requiring no attention and succeeding almost anywhere. Very few flowers have such a long period of popularity as has this old-fashioned Zinnia.

Sow the seed early in spring, in open ground in good rich soil, preferably in rows one and one-half feet apart and covering about one-fourth inch deep. When the young plants are one to two inches high thin to six inches apart. Start under glass for earlier blooming. Half hardy annual; tall growing, usually about one and one-half to two feet high.

**New Zebra** Striped like the animals of distant lands, the name of which it has. Large full flowers; petals twisted, curved and crested in the most fantastic manner. All colors mixed. Pkt. 10c.



New Giant Flowered Zinnias.

## Giant Mammoth

**Flowered** An improved strain which produces immense double flowers 3 to 4 inches in diameter in an extremely wide range of colors. The plants are hardy, of very vigorous growth, often 3 feet high, and remain in bloom from early summer until killed by severe frost.

Crimson. Pkt. 10c.

Golden Yellow. Pkt. 10c.

Burnt Orange. Pkt. 10c.


Deep Salmon, Rose Pink. Pkt. 10c.

Lavender. Pkt. 10c.

Scarlet. Pkt. 10c.

White. Pkt. 10c.

Mixed—A choice mixture of the above shades and colors. Pkt. 10c; oz. \$1.00.



Giant Mammoth Zinnia, Burnt Orange.

## New Giant Dahlia

**Flowered** A superb strain of giant flowered Zinnias, originated by Jno. Bodger & Sons Co., California, a few seasons ago. Remarkable not only for their free blooming qualities but their magnificent range of colors. They vary from purest white to dark crimson and purple, with innumerable intervening odd shades, of terra cotta, salmon and golden yellow. The blossoms are not only of immense size, but are quite distinct in form to any other strains of Zinnias grown at the present time. The petals are exceedingly broad and beautiful channelled, which reminds one of Dahlias, rather than Zinnias, hence the name of the strain.

Blossoms are simply enormous as to size—5½ to 6 inch blossoms being quite common. The plants are of sturdy growth and blossom, without intermission from early summer until late autumn.

**Exquisite.** By far the most pleasing of our collection. Truly Dahlia flowered as regards form and size. Color light rose with center a deep rose. (Tyrian Rose). Pkt. 20c.



Picotee Zinnia.

**Golden State.** A very rich orange yellow (Cadmium). Yellow in the bud turning to an attractive orange when in full bloom. Pkt. 20c.

**Crimson Monarch.** By far the largest and best of red shades. Flowers often eight inches in diameter. Plants very vigorous. A marvelous production of extraordinary merit. Pkt. 20c.

**Dream.** A fine, deep lavender, turning to purple (Mallow Purple) a new, desirable shade in Zinnias. Pkt. 20c.

**Polar Bear.** A very large pure white, the best white yet seen in Zinnias. True Dahlia form. Pkt. 20c.

**Special Gold Medal Mixture.** Pkt. 20c; oz. \$2.00, postpaid.

## Double Lilliput Zinnia

The most dainty and ornamental miniature Zinnia in existence. It is of truly Lilliputian growth, the plants growing from 4 to 8 inches in height only. At the same time these pretty little plants display a perfection in leaves, flowers and growth generally, not often met with in this class of the Zinnia.

The mixture which we offer to our customers this year contains all the popular colors that can be found amongst the tall Zinnias, and the profusion of the blossoms make it an exceedingly showy variety in every garden. Mixed. Pkt. 10c.

Lilliput White Gem. Pkt. 10c.


**Picotee** A very pretty mixture, producing large double fringed flowers in a good range of desirable colors, in the lighter shades each petal is distinctly tipped with maroon while the dark colored flowers are tipped with a light contrasting color, of special value for cutting when the unusual color arrangement can be seen to best advantage. Will not produce more than about 60 per cent true flowers. Pkt. 15c.

**Victory** A very distinct variety with large densely double quilled flowers, which are well shown in the illustration, the colors are mostly in russet, orange, old rose and other autumn tints. Pkt. 15c.

Write for Prices on Larger Quantities.

# Climbing Varieties of Flower Seed

All Prices of Flower Seeds are Postpaid. Include at least one of these in your orders. It is money well spent.



The well known Clematis. The Large-Flowering types. Excellent for planting on the ends of porches, for shade, and for trellis work.

**Balloon Vine** (Alamo Vine) *Cardiospermum halicacabum*. A favorite with children, being remarkable for its inflated membranous capsules containing the seed. It is sometimes called "Love-in-a-puff." A rapid and graceful climber. Flowers small, white. The round black seed is marked with a white heart-shaped spot. Sow seed outdoors in open ground early in spring and give the plant some support to run upon. Tender annual; six feet high. Pkt. 5c.

**Balsam Apple** Attractive *creamy* flowers followed by small fruits about the size of a lemon; rich orange when ripe. The pulp of the fruit is blood-red and contains large black seeds. Fine for trellises. Pkt. 5c.

**Bignonia Radicans** (Trumpet Vine). Magnificent, hardy, deciduous climber, with brilliant flowers deserving a first place as an ornamental and effective covering for wall of houses, etc. Hardy perennial. Height 20 to 30 feet. Pkt. 10c.



Hyacinth Bean.

## Australian Pea Vine

(*Dolichos Lignosus*). A rapid growing evergreen climber flowering freely in clusters of rose pea-shaped flowers. Very desirable for covering arbors, trellises, fences, etc.

Plant the seed, after the weather has become warm, in the place where the plants are wanted, preferably in light, rich soil. Cover the seed about one inch deep with fine soil firmly pressed down. Thin six to eight inches apart and when six inches high, give support for the vines to run upon. Tender perennial, blooming the first year. Pkt. 10c.

**Ampelopsis** One of the best climbing plants for permanent situations, as it is perfectly hardy, clinging to the sides of whatever it may be grown against by the rootlets it throws out all along the stems. In the autumn the dark green foliage assumes beautiful tints of orange, crimson, etc. Height 5 to 10 feet. Hardy perennial.

*Ampelopsis Veitchi* (Japan or Boston Ivy). Pkt. 10c.

**Balsam Pear** Rapid growing with beautiful fruits of a rich golden yellow color, which when ripe open, disclosing the seeds encased in a carmine covering. Pkt. 5c.

If you do not care to string vines on your porches, we can supply various varieties of trellis. Write for free pamphlet.



Ampelopsis.

## Cardinal Climber

(*Impomea Hybrida*). Also called Jewell Vine. This is easily the best annual climber introduced in recent years. It is a very rapid grower and attains a height of twenty-five feet in a season. It has beautiful fern-like leaves and is literally covered from mid-summer to frost with brilliant, fiery red flowers about one and one-half inches in diameter and borne in clusters of five. It needs a sunny situation and good rich soil. The seeds can be soaked in water a few hours before sowing and should not be planted outside until about the first of May. This plant is a very shy seeder and therefore the seeds are quite expensive. Pkt. 10c.

**Clematis** Well known and universally admired for climbers, some of the varieties being remarkable for their beauty and the fragrance of their blossoms. Nice covering for arbors, verandas, etc., as they cling readily to almost any object. Most of the kinds are hardy herbaceous perennials, but some little protection in northern latitudes through winter is advisable. Will do well in any garden soil. Height 15 feet.

Large Flowering Hybrids. Mixed. Pkt. 10c.

## Coboea Scandens

A splendid climbing plant, with large blue bell-shaped flowers and elegant tendrils; when well established grows very rapidly, with numerous branches. Height 15 to 20 feet. Tender annual. Pkt. 10c.

## Climbing Annuals

MIXED

In this we have included all the popular, quick-growing climbing annuals, such as *Ipomoeas*, *Nasturtiums*, *Sweet Peas*, *Japanese Hops*, *Cypress Vine*, etc. Just the thing for covering old fences, arbors, etc. Pkt. 5c; oz. 25c.

USE PLENTY OF VINES FOR COVERING WALLS, OLD STUMPS AND TRELLISES

**Cypress Vine** (*Ipomoea Quamoclit*). One of the most beautiful climbers; fine, delicate cut foliage, dotted with small scarlet and white flowers. For covering pillars, trellis work, etc., it is unsurpassed in grace and beauty. Height 12 feet. Tender annual. White, pkt. 10c, and Red, pkt. 10c. Mixed colors, pkt. 10c.

**Evening Glory** (*Bona Nox*). This wonderful climber is similar to the well known Blue Mexican Morning Glory but the buds open in the afternoon, blooming late into the evening. The very large light blue flowers are backed by luxuriant foliage. Pkt. 10c.

**Gourds** (Useful as well as Ornamental). A great variety of curiously formed and marked fruit. The vines are of rapid growth and with luxuriant foliage; adapted for covering screens, arbors, etc. Height 10 to 20 feet. Tender annual. All kinds mixed. Pkt. 5c.

**DISH CLOTH OR LUFFA**. A rapid climber having long green fruit, the inside of which is a fibrous mass, which, when shelled and seeded makes an excellent substitute for a bath sponge. Pkt. 5c.

**CALABASH PIPE GOURD**. A rapid growing climbing annual from South Africa. The very popular Calabash Pipes are made from the fruit. When grown to make pipes it is best to let the vines run on the ground like cucumbers. These pipes are very light and color nicely. Pkt. 5c.

**HERCULES CLUB**. The longest gourd grown. Pkt. 5c.  
**DIPPER AND SIPHON**. Useful for dipper. Pkt. 5c.  
**JAPANESE NEST EGG**. White like eggs, does not crack and is not injured by heat or cold. Pkt. 5c.  
**SUGAR TROUGH**. With thick, tough shell and of great durability. Makes dishes and other utensils for various purposes. Pkt. 5c.

**New Guinea Pole Beans**  
 This new Edible Vegetable grows 2 to 4 feet long, and weighs 10 to 16 pounds. They grow vigorously in the summer months, providing beans of immense size. The delicate buttery flavor is much appreciated. This bean is quite distinct from the Guada bean, and is not affected by frosts so readily as the latter. Cook same as squash, using young beans while still fuzzy. Pkt. 5c; oz. 20c, postpaid.

**Honey Suckle** (*Woodbine*) *Chinese*  
 Evergreen. This red blooming evergreen is very fragrant and the foliage is dark green. Seeds should be sprouted under glass and transplanted in open ground after frost. Pkt. 10c.

**Hyacinth Bean** (*Dolichos Labiab*). (*Jack Beans*). Splendid climbers with abundant clustered spikes of purple and white flowers, which are followed by ornamental seed pods. It is of rapid growth and often runs 30 feet in a season. Height 10 to 20 feet. Tender annual. Darkness, pkt. 10c; White, pkt. 10c; Purple, pkt. 10c. Mixed, pkt. 10c.



Morning Glory.

**Double Morning Glory**  
 The variety is almost limitless, running from the darkest reds and purples through all shades of blue and pink to snow-white. Flowers are streaked, mottled, striped, marbled and bordered in wonderful fashion. They are double and semi-double and some are so much fringed as to have the appearance of a double flower. Mixed colors. Pkt. 10c.


**Tall Morning Glory**

**CONVOLVULUS MAJOR** (*Ipomoea purpa*). This well known annual is one of the most popular climbers. Of rapid growth, soon covering a fence or trellis with abundant foliage and bright flowers. A great variety of colors and shades. Height 20 feet. Hardy annual. Mixed colors. Pkt. 5c.

**Pink Morning Glory** (*SETOSA*) (*Brazilian Morning Glory*). Flowers of pleasing rose color, borne very freely in large clusters. As a quick growing vine it has no equal, covering an enormous space in short time. Pkt. 10c.


You Can Have a Flower Garden at a Little Expenditure

Plant Flower Seeds and Plenty of Them



You can have a flower garden like this at but little expense if you buy your seed from us.





Thunbergia Vine.

**Japanese Hop** (Humulus Japonicus).


A rapid growing, perfectly hardy, annual climber of the hop family, of the earliest culture and indispensable for covering unsightly objects, or verandas, trellises, etc. Sows itself after the first year. Variegated leaves. Pkt. 10c.

**Imperial Japanese** (Morning Glory)

The flowers are single of immense size and of strong mixed colors. Soak seed before planting. Pkt. 5c.

**Thunbergia** (Black-eyed Susan).

Beautiful, rapid growing annual climbers preferring a warm, sunny situation; used extensively in hanging baskets, vases, low fences, etc., very pretty flowers in buff, white orange, etc., with dark eyes; mixed colors; climbs from 4 to 6 feet in season. Pkt. 10c.



Moon Flower.

**Large Blue Mexican**

(Manto de la Virgen). This Morning Glory is a desirable climber, makes a thick, dense growth of great lobbed leaves and is brilliant with an endless profusion of immense blue flowers. Pkt. 10c.

**Fancy Japanese** (Fringed).

The perfection of Morning Glories. Immense flowers, often as big as a saucer. The colors, shadings and marking of the flowers are limitless. The foliage is luxuriant, distinct and varied, green, silvery and yellow. The robust vines attain a height of 30 to 40 feet in one season. Soak the seed in luke-warm water for a few hours before planting. Mixed colors. Pkt. 10c.

**Moonflower** (Ipomoea Mexicana).

The true Moonflower is one of the most vigorous of all the summer climbers; a single plant can be made to cover, by August 15th, a trellis 20 to 30 feet high and 6 feet broad, with a dense mass of leaves stubbed every night or cloudy day with hundreds of beautiful white, wax-like flowers 4 to 6 inches in diameter. Height 30 to 50 feet. Tender annual. Pkt. 10c.

**Kudzu Vine** (Jack-in-the-Bean Stalk Vine—Pueraria Thunbergiana).

The most rapid growing plant we have ever seen. It dies to the ground each fall, but makes the remarkable growth of from 50, to 70 feet each summer. The leaves resemble those of the lima bean and the foliage is very dense. Will grow anywhere and can stand an immense amount of hot weather. It grows slowly at first but when once started it will surprise you. You can almost see it grow. Fine for covering porches, arbors or old trees. Pkt. 10c.

**Passion Flower** (Passiflora Coerulea).

A most interesting and well known order of climbers, bearing singularly beautiful flowers. They are the pride of South America and the West Indies, where the woods are filled with their species, climbing from tree to tree, bearing flowers of striking beauty. Pkt. 10c.

**Small White Pole Butter Beans** (Also known as the Porch Climber.)

The original seed came to us from Prof. L. E. Wolfe of this city. This rare, narrow-leaf graceful-vine butterbean is especially adapted for a front or back gallery where there is an opportunity for it to climb. It will climb fifteen to twenty feet and with its leaves shaped like peach leaves and yielding an abundance of fancy edible butterbeans makes it an asset to your home. Pkt. 25c.

**Scarlet Runner Vine**

Has a fine scarlet flowers and is very desirable for covering trellises, old fences, etc. The green pods are edible. Pkt. 5c.

**Smilax** (Myrsiphyllum Asparagoides).

No climbing plant in cultivation surpasses this for graceful beauty of its foliage. In cut flowers and for wreaths, etc., it is indispensable to florists. Height 10 inches. Tender annual. Pkt. 10c.

**Wisteria Vine** (Glycine Sinensis).

One of the quickest growing climbers, of fine bright foliage, producing bunches of rose lilac flowers in great abundance during spring. If once started it will live for years. Hardy perennial. Height 20 feet. Pkt. 10c.

**Yard Long Bean**

(Celestial or Asparagus Bean). A good table bean as well as a curiosity. It is very prolific and a rank grower. Should have ample arbor to climb upon. It should be grown more extensively in the home garden. It is of Chinese origin and one of the best vegetables emanating from that source. It is also absolutely rust-proof. Pkt. 10c; 1/2 lb. 35c; 1 lb. 65c, postpaid.

Prices are Postage Paid unless otherwise Noted.

**"HAMMONDS SLUG SHOT"**

Used from Ocean to Ocean

**Worms**—The Worm has spread wherever plants are grown. Whether early or late, in garden or field, it perforates the plant, and is of all things one of the most disgusting, to find hidden away in the folds of the leaf. If you want your plants free from Worms, use Hammond's Slug Shot. See our Domestic Catalog Free.

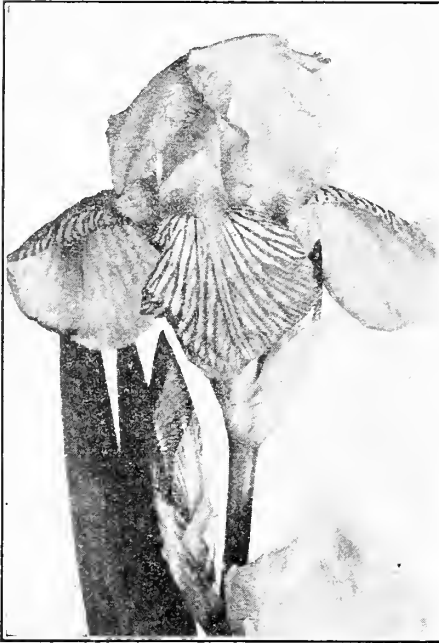
**DON'T FORGET!**

We Are Making YOU

**A Very Attractive Offer in FLOWER SEEDS**

And Refer You to the OUTSIDE BACK COVER PAGE

# Selected Summer Flowering Bulbs



Plant IRIS for Borders.

## Caladium Esculentum

(Elephant's Ear). One of the most effective plants in cultivation, for planting out on the lawn, growing 6 feet high with handsome leaves, often 3 feet long and 20 inches wide. Will thrive in any garden soil, but for best results should be set in good soil and given plenty of water. Should not be planted until soil is warm. Can be stored in sand during the winter. Large bulbs ready for planting February, March and April. Each 35c; doz. \$3.50.

**Black Calla Lily** This new introduction is worth a trial. Best potted in 6-inch pot and protected from cold weather. Each 50c.

**Tuberose** Most delightful, fragrant and beautiful summer flowering bulbs. Flowers single, wavy, white and sweet scented. Plants fond of light and heat. Plant outside after April 1. Each 5c; doz. 40c.

**White Calla** (Richardia). Bulbs ready in September. White Calla Lily (Aethiopia) — A well-known plant of easy culture for winter bloom, and makes a handsome house or window plant. To aid profuse blooming keep dormant from the middle of August until the last of October; pot on receipt in good, rich soil, using 6 to 8-inch pot, give light and heat in abundance. Both foliage and flowers are attractive in this desirable winter bloomer. Size 1¼ to 1½ inches. Each 25c; 2 for 45c.

**Crinum** or SOUTHERN LILIES. The flower stalks are of dark purplish color, crowned with a large cluster of lily-like fragrant flowers. The petals are white, with a deep reddish purple stripe through the center of each. Grows very well in the open ground. Ready in January, February and March. Each 20c; doz. \$1.80.

**Yellow Calla** (Elliottiana). Bulbs Ready in November. New and beautiful variety; same habit of growth as ordinary white Calla; flowers same size and shape, rich, clear, lustrous golden yellow; foliage dark green, with translucent creamy spots, strong bulbs. Each 20c.

**Madeira Vine** Madeira Vine is a popular and favorite tuberous rooted climber of rapid growth, with dense and beautiful foliage. It grows everywhere, but does better in warm, sunny locations. Plant outside after frost. Each 5c; doz. 40c.



Amaryllis Johnsoni.

## Lilium Myriophyllum

(Regale). Ready in October. A new and very rare lily from China. The flowers are white, shading to yellow in the center, with a pink tinge on the outer edges. A strong grower. It is deliciously scented and its extreme hardiness makes it a valuable lily for outdoor planting. Each 50c.

**Easter Lily** (Lilium Giganteum). This peerless Lily is the greatest acquisition to floriculture made in many years. Their profusion of bloom, the remarkably short time required to bring them into flower and the certainty to produce abundant bloom and also the ease with which they can be manipulated to be flowered at any desired period, such as Christmas, Easter and other special occasions, make them invaluable. Each 25c; doz. \$2.40.

## Amaryllis (Hippeastrum). Giant American Hybrid.

There is nothing that will give the amateur greater pleasure for the window garden than these giant-flowering Amaryllis that are so easily managed. The strain we offer is the finest that has ever been produced in this country, strong bulbs throwing vigorous stems with from four to six gigantic blooms of the most perfect form, ranging in color from pure white grounds with varied markings of rose, red and crimson to the richest self colors as scarlet, crimson, bright red, cherry and almost maroon.

We can supply large strong bulbs in choicest mixture only. Price, 75c each. **Amaryllis Belladonna Major.** Lovely rose pink with lighter colored throat. As this variety loses its foliage before the flowers spikes issue forth, care must be taken not to disturb the bulbs at this period. Fall is the time of flowering. Mammoth bulbs. Ready in Fall. Each 65c; 2 for \$1.15.

**Amaryllis Equestre, Orange Scarlet.** Ready in Fall. Each 20c; doz. \$1.80.

**Johnsoni.** Has immense trumpet-shaped flowers, which measure 6 to 8 inches across, are borne on strong fleshy spikes, and are rich, deep velvety crimson, each petal having a broad white stripe contrasting beautifully with the deep red color. Ready in Fall. Each 20c; doz. \$1.80.

## Iris or Flag Iris

**Lohengrin.** Foliage and flowers of gigantic size, with petals two inches wide; handsome pink silvery-Mauve flowers. Each Root 40c.

**Madame Chereau.** Flowers pure white daintily edged with clear blue, broad and irregular border; borne on strong, upright stems sometimes two to three feet tall. Each Root 40c.

**Dream.** 36 inches. "S" and "F" soft clear pink. A beautiful Iris of pallida type. The large flowers are perfect in form and of great substance. Each Root \$2.50.



Dream Iris.

# Fall Planting Bulbs

IMPORTED

Bulbs of fall flowering plants are ready for shipment in October. Order early and get the first selection. Prices quoted below include postage.

## Freesias (Ready for delivery in November).

This is one of the most beautiful of all Cape bulbs, possessing a peculiar grace of form; and its fragrance is most delightful, one pot of a dozen bulbs being sufficient to perfume a whole house. As cut flowers they are extremely valuable; the unexpanded blooms opening in water, fill the air with the most delicate perfume and their endurance is really remarkable. They force very easily, and can be had in flower in January, and continue in succession until June.

**Improved Purity.** The finest and purest white variety yet introduced, of strong growth and with very large flowers. Bulbs  $\frac{5}{8}$  to  $\frac{3}{4}$  inch.

Selected Mammoth bulbs, 65c per doz.; \$4.50 per 100, postpaid.



Freesia.

## Crocus (Ready for October).

The bulbs should be planted two inches deep; the object of deep planting being that as the new bulb is formed annually on top of the old one, they soon get too near the surface. They should be planted in the early fall or they are liable to start growing, which spoils the flowers for the coming season. Being perfectly hardy they are among the first ones to bloom in the spring, often before the snow has disappeared. The best effect is in masses in beds, arranging colors as desired. They can also be set one here and there on the lawn. Simply lift the turf with a trowel and insert the bulb three inches deep. The tops will die down to the surface in time for lawn cutting. They bloom for several years. White, yellow, blue and striped. Each 5c; doz. 50c, postpaid.

## Pure Roman Hyacinths


(ITALIAN GROWN)

These are small bulbs of the single-flowering Hyacinths, and quite distinct from the French Romans or Dutch varieties, and excellent for growing in pans, pots or boxes, soil or sphagnum moss, blooming early and freely. They may be planted close together in the pans, pots or boxes, or in beds in the open ground, with charming effect. The bulbs we offer average 5 inches in circumference, and must not be confounded with smaller unnamed sorts. Italian pink, blue, or white. Each 25c; \$2.50 per doz., postpaid.

**Tulips CULTURE.** Old, well rotted manure mixed with fine sand makes the best soil for Tulips. Water is Tulips' greatest enemy, and they would not be planted where the water is liable to stand over or under the plants. Place the bulbs about five inches apart and cover about two inches deep. For indoors treat the same as you do Hyacinths.

Tulips have a very great range of color, bloom for quite a while, and a bed of showy Tulips is a most beautiful sight.

Darwin Tulips; Pride of Haarlem, red; Rev. Ewbank, lavender; La Candeur, white; Clara Butt, pink. Each 10c; doz. 75c, postpaid.



Hyacinth.



Crocus.

## Hyacinths For outdoor or indoor planting.

The culture of Hyacinths is very easy. For early spring blooming out doors, the bulbs should be planted from 3 to 4 inches deep, according to the soil. In light and sandy soils the deeper planting is better. Plant as early in the fall as possible as the bulbs are in active growth under the ground until checked by frost. A covering of coarse straw or manure will make the plants strong and the flowers larger and earlier. In planting any bulbs in the fall a good supply of well rotted manure should be worked into the soil before the bulbs are planted.

Hyacinths are excellent for indoor culture. Prepare the pots so that they will drain well and use the best soil possible, using even propositions of peat moss. When planted in water only, keep same fresh.

Double varieties:

- Lord Wellington, red.
- Gertrude, pink.
- La Grandesse, white.
- General Kohler, blue.
- Sunflower, golden yellow.

Each 25c; doz. \$2.50, postpaid.

Single varieties:

- Queen of Pinks, pink.
- L'Innocence, white.
- Grand Maitre, blue.
- City of Haarlem, yellow.

Each 25c; doz. \$2.50, postpaid.



**NARCISSUS** once planted need no further care.

#### AMERICAN GROWN

### Narcissus or Daffodils

The Narcissus is one of the most beautiful and altogether the most satisfactory of all the fall planting bulbs. They are perfectly hardy, thriving in almost any position, sun or shade, indoors or outdoors. They are very desirable for pot culture for winter flowering, but it is outdoors that they do their best and when once planted need no further attention. They can be left outdoors from year to year. Narcissus are excellent for cut flowers for table decorations as they will last in water for a week. The Paper White Narcissus and the Von Sion are the two varieties that do the best when grown indoors.

**EMPEROR.** One of the largest and finest among Narcissus or Daffodils. It has a pure yellow trumpet, double nosed, of immense size and a wide perianth of deep primrose. Hardy and of great beauty when cut. **Each 15c.**

**GOLDEN SPUR.** Very early, double nosed, trumpet large, spreading, of rich sulphur yellow, perianth yellow. **Each 15c.**

**VON SION.** This is the famous old Dutch Daffodil. The flowers are double and of a beautiful golden yellow. Excellent for forcing and also for planting with Hyacinths, as they bloom at about the same time. **Each 15c.**

**PAPER WHITE NARCISSUS.** One of the easiest to grow and a sure bloomer. Can be planted outdoors, in the house in soil, or in a bowl of water and sand or gravel. One of the nicest ways is to plant four or five of

these bulbs in a glass bowl about half full of gravel and then filled with water. Keep in the dark for about two weeks and then bring to the light. They bloom for quite a while and have a very sweet odor. Large bulbs. **Each 10c; doz. \$1.00, postpaid.**

### Chinese Sacred Lily

(*Narcissus Orientalis*). Ready for Delivery in October. Also called Joss Flower, Water Fairy Flower and Oriental New Year's Lily. The flowers of this variety of Polyanthus Narcissus introduced from China are satiny white with golden yellow cup. They are borne profusely in clusters and are very fragrant.

They may be grown in pots of earth but usually do best in bowls or dishes of water, by which method the bulbs may be brought into profuse bloom in four to six weeks from planting. Put an inch or two of sand and gravel in the dish in which they are to be grown, set the bulbs on this and put enough gravel or shells around them to keep them from falling over; fill the dish with water and set in a dark closet for a few days until the roots start freely, then bring them to the light and keep in any ordinary living room. A dozen bulbs started this way, at intervals, will give a succession of bloom throughout the winter. **American grown bulbs. Price each 25c; doz. \$2.50.**

### Hedgehog Cactus

(*Echinocactus Setispinus*). An addition to any flower bed, as the big yellow blossoms form continuously from April to late Summer. A fairly common cactus

in the mesquite area, but rarely seen, as it usually nestles close to a mesquite tree, or under a sheltering bush, where it is well concealed by grass and weeds. **Price, 50c each.** If ordered by mail, send 10c extra for postage within 150 miles of this city.



**Von Sion Narcissus.**

### Devil's Pin-Cushion Cactus

(*Mamillaria Heyderi*). This species is fairly common but is rarely seen, unless a close search is made. It usually grows in the shelter of a bush or in the protection of a clump of prickly pear. Plants found in the southern area invariably have less radial spines than those of the hilly regions of the north, which would lead one to believe that two species are found here. **Price 35c each.** If ordered by mail add 10c for postage, within 150 miles of this city.

# Hardy Everblooming Roses

Of all flowers the Rose is the most universally loved of all. What is more pleasing and restful than to sit on a balmy evening and enjoy the sweet fragrance of roses. Roses should be planted in late December or in January. We furnish strong, healthy 2-year-old roses which will bloom in spring. Price of all roses, unless otherwise stated, 2-year-old 75c each, postpaid, within 2nd zone.



Frau Karl Druschki.

**FRAU KARL DRUSCHKI.** White with blooms 4 to 6 inches across; buds full, well formed; open flowers very double. A strong, vigorous grower.

**KAISERIN AUGUSTA VICTORIA.** (H. T.) White with lemon center; full, pointed buds; vigorous and a good bloomer; very double. This Rose is one of the newer sorts, with handsome, bright foliage. The flowers are borne on long, straight stems. A variety of great merit.

**LA FRANCE.** The Queen of all the roses. Beautiful bright silvery pink with pale lilac shadings, over the entire flower a satiny sheen. Large, full and fine form; one of the sweetest-scented Roses. Most free blooming.

**MADAME BUTTERFLY.** New Fancy Colored Rose. A glorified sport of Ophelia with all the colors of Ophelia intensified, making it a harmony of bright pink, apricot and gold. A free grower and bloomer with large handsome foliage free from mildew. It averages more petals to the bloom; it produces more blooms to the plant, because it makes more branches, every one carrying a bud. The buds are a lovely shade of Indian red, yellow at the base; they are unique for corsages and for low table decorations; the opening flowers are perfect in form and texture, clear and brilliant in color, and of delicious fragrance.

**LOS ANGELES.** This is, by all odds, one of the finest Roses ever introduced. The growth is very vigorous, and produces a continuous succession of long-stemmed flowers of a luminous flame-pink, toned with coral and shaded with translucent gold at the base of the

petals. In richness of fragrance it equals in intensity the finest Marechal Neil. The buds are long and pointed, and expand into a flower of mammoth proportions.

**LADY HILLINGDON.** A beautiful coppery shade of golden yellow, beautiful in the bud; strong, vigorous grower and free-flowering. Awarded gold medal N. R. S.

**TIP TOP ("Baby Doll")** (Lambert, 1915). This delightful little "Sweet-heart" Rose is a wonder. The color is absolutely new, and quite startling in its brilliancy, golden-yellow tipped with clear, bright cerise. The foliage is narrow, long and sharply pointed, a deep glossy green—a very beautiful setting for the lovely little doll-roses, a bench of "Baby Doll" being an even parterre of delicious color.

**WILLIAM SHEAN.** "Very Free Blooming and Distinct." This is one of the most unique of Roses, both in color-tones and contrast. The flowers are a beautiful pure pink, with delicate tinting. The flowers are of immense size and substance, and of perfect form. The plant makes a sturdy, well formed bush that will give satisfaction anywhere. Very free-blooming and distinct.



Madam Butterfly.

**PAUL NEYRON.** (H. P.). Strong and vigorous; pink; full-double. The largest-flowered Rose grown, often measuring six inches across. A very desirable variety.

**MAMAN COCHET, PINK.** The best pink garden rose. In the open ground it quickly makes a strong bush, producing on long stiff stems, in wonderful profusion, flowers that are perfect. The buds are beautiful, large, full and firm, elegantly pointed, while the open flowers are extra large, and perfectly double. The color is clear, rich pink, changing to silvery rose. Blooms all the time.

**MAMAN COCHET, WHITE.** What has been so long desired, viz.: a pur-

white, hardy, ever-blooming rose, has been obtained in this grand variety. It has the requisites of a perfect garden rose—substance, size, fragrance, hardiness, vigor and profusion of bloom.

**COLUMBIA.** Gigantic in Size—Freedom in Bloom. Could be rightly called the Giant Pink, owing to the enormous blooms it produces. Of distinct merit, being an extremely strong, rank grower, one of the strongest of the everblooming, blooming as it does with the greatest freedom, the buds carried on long, stiff, erect stems, of the very largest size imaginable in a Rose bloom, open flowers often measuring six inches across, full of petals and of wonderful depth, which it retains in perfect formation. Very fragrant. Color, clear imperial pink, on the order of La France, deepening as it opens to glowing pink. A peculiarity of the variety is that the shades all become more intense until the full maturity of the open flower is reached, and this color is enduring. Being fully double makes it a fine summer Rose, particularly adapted to garden culture.

**FRANCIS SCOTT KEY.** The new American Rose, Francis Scott Key, dazzling crimson, globular Rose of gigantic size. In this new Rose we find the embodiment of a perfect bloom combining size, form and color, the attributes of all exhibition flowers. This new American Rose produces intensely black grain scarlet-crimson blooms on strong shoots of sturdy, erect growth, embellished with a foliage of the deepest green. The Rose is deliciously perfumed. In growth it is strong, vigorous and free-branching, with large and handsome foliage. Beautiful as are the hundreds at present in cultivation—as ideal varieties—for every purpose, the new American Rose, Francis Scott Key, is the most outstanding, and represents the greatest effort in American hybridizing, possessing as it does, all the good qualities an American everblooming garden Rose should have.



Lady Hillingdon.

## Hardy Ever Blooming Roses—Continued

**WHITE KILLARNEY.** An offspring of the Pink Killarney and is one of the most exquisite white Roses grown. The long, full buds are handsome in shape and the full-open flower most refined and beautiful in form and texture.

**MADMOISELLE CECILE BRUNNER** (Ducher, 1880). (H. Poly.) This is the popular Baby Pink or "Sweet-heart" Rose. In the past year or two this Rose has fairly jumped into popularity. It has become quite the rage. It makes a handsome miniature Rose, coming in sprays of three to five buds. Color blush, shaded light salmon-pink; distinct and desirable.

**AMERICAN BEAUTY.** Color red, with touches of crimson, and intensely fragrant. No Rose has a sweeter or more penetrating fragrance than American Beauty. A most beautiful Rose and a great favorite.



White Killarney.

**PINK RADIANCE** (Cook, 1909). A brilliant rosy-carmine, displaying beautiful rich and opaline-pink tints in the open flower.

**RED RADIANCE** (Gude, 1916). The Washington Red Radiance. A glowing crimson sport of Radiance with all the magnificent qualities of the parent; the enormous globular flowers on heavy canes are a sight to be long remembered. This variety will be in very heavy demand as soon as it is known. The color is dazzling crimson-scarlet. An improvement on the other Radiance sports that have appeared.

Do not confuse our Roses with pot grown plants. Our plants are field grown and have bloomed in the field.

# Climbing Roses

2-year-old, 75c each. Postpaid within 2nd zone.

**REINE MARIE HENRIETTE** (Levet, 1878). (C. T.) Deep cherry-red. This Rose takes the lead as a climber from New Orleans to Philadelphia.

**DR. W. VAN FLEET.** Flowers when open run four inches and over in diameter. The center is built high, petals beautifully undulated and cupped. The color is a remarkable delicate shade of flesh-pink on the outer surface, deepening to rosy-flesh in the center.

**MARECHAL NIEL.** Deep yellow; very large; full globular form; delightfully fragrant. The finest of all yellow climbing roses. In the south it is at home and grows at its best. A strong, vigorous grower, producing its flowers freely at all seasons in great abundance. It should have the first place in every collection. Excellent either as a porch or as a pillar rose.

**CLIMBING KAISERIN.** Flower same as Kaiserin; snow-white; very large.

**PAUL'S SCARLET CLIMBER** (W. Paul & Son, 1917). (H. W.). Vivid scarlet, shaded crimson, makes a brilliant display for a long period of time in the garden. A wonderful new climbing Rose. Received the gold medal and cup for the best new climber at the National Rose Society's exhibit.

**CLIMBING AMERICAN BEAUTY.** Its name is somewhat misleading, but it is one of the best climbing Roses; a strong, healthy vigorous grower, frequently making shoots from 10 to 12 feet long, and good sized flowers for a climbing Rose that blooms so freely; color a rich rose-pink, of splendid form and good substance.

**THOUSAND BEAUTIES** (Tausendschoen). The most sensational climbing rose yet introduced, not even barring Crimson Rambler. A single cluster of flowers is a bouquet in itself, hence the very fitting name, "Thousand Beauties." Blooming profusely from the beginning of June until the last of July, the flowers appear in large clusters (10 to 15 in a cluster), are of splendid size and quite double. The colors run from delicate balsam to tender rose through the intermediate shades of bright rose and carmine, with white, yellow and various other indescribable tints showing. There is no other rose in cultivation like it. It is a strong grower, with but few thorns and magnificent foliage. The most remarkable rose of its kind in the world.

### ROSE PLANTING

The hole for a rose bush ought to be two feet deep and plenty wide to take care of the lateral roots. Dig the holes at least two weeks before planting so that they may weather.

If your soil is of a heavy black waxy nature mix thoroughly with sand or get some dark sandy loam soil. For best results mix the sandy loam soil with bone meal and grey cast iron shavings.


When placing the plant hold so that the dirt line on plant is level with the surface of your bed. Separate the roots placing your mixed soil about so that the roots are laid out in a natural divided manner.

Never use manure fertilizer, in transplanting use Peatmoss freely. If you wish to fertilize do so with Swifts Commercial Red Steer 8-4-4 after the plant is established. This does not contain plant root disease, etc. Water plentifully by letting it soak in thoroughly.

Write for our Free Book for Domestic uses.



Paul's Scarlet Climber.



Marechal Niel.

## Climbing Vines

**ANTIGONON LEPTOPUS** or **MOUNTAIN ROSE** (King's Crown). A lovely climber from Central Mexico, with beautiful rose-colored flowers in racemes two feet long. The profusion of bloom is such as to give the resemblance of Roses at a distance, hence the Mexican name "Rosa de Montana," or "Mountain Rose." Described by its discoverer as the most beautiful climber he had ever beheld. This is moderately hardy with protection. The vines are killed to the ground by frost, but it quickly shoots up in the spring, and develops its flowers from June till frost. Price of roots--1-year, 15c; 2-year, 25c; 3-year, 50c.

**BOSTON IVY** (*Ampelopsis Veitchii*). This is one of the finest climbers we know for covering walls, as it clings firmly to the smoothest surface, covering it with overlapping leaves, which form a perfect mass of foliage. The color is a fresh, deep green in summer, changing to the brightest shades of crimson and yellow in autumn. It is quite hardy and becomes more popular every year. Each 35c.

**ENGLISH IVY** (*Hedra helix*). The well-known English Ivy. An excellent covering for walls and tree trunks. Succeeds best in shaded locations or northern exposures. Each 35c.

**HONEYSUCKLE** (*Lonicera*). Hall's Japan. The most constant bloomer of the class, being literally covered all summer with beautiful yellow and white flowers. Each 25c.

**CLEMATIS PANICULATA**. Native of Japan. Graceful, rapid-growing vine with long, slender stems. Leaves compound, borne on long petioles. Flowers small, white, produced in such profusion as to cover the whole vine with a mass of small, fragrant, long-petaled blossoms, in late summer. Bears peculiar seeds which turn to scarlet in winter, and are quite attractive, having the appearance of flowers. Prices 75c and \$1.

**WISTARIA** (*Wistaria chinensis*). Magnificent, strong-growing, woody vines, hardy throughout the country. Leaves deciduous; the flowers are borne in large, pointed clusters, with or before the leaves in spring. Purple. A very strong-growing sort, producing large panicles of purple flowers. White. A very fine variety, with large clusters of delicately scented white flowers. Each 50c.

Our plants are strong and well rooted. You will be pleased with results you get by planting them.

## General List of Plants



Calendula.

**ANTIRRHINUM** (Snapdragon). One of the most desirable flowers in the catalog for its variety of color and success of bloom, lasting from July till severe frosts. The plants should be covered with fine boughs or other light material, in November, and they usually survive and bloom finely the second year. Height one foot. Biennial. Dozen 35c.

**CALENDULA**. This splendid variety has large flowers, beautifully imbricated, resembling in size and form the finest aster. Each petal of plate straw color, is regularly marked with a stripe of bright deep orange. It blooms profusely with a succession of flowers from July until frost. It comes true from seed, and is one of the best annuals for a garden display. Height 18 inches. Dozen 35c.

**DAISIES SHASTA**. Flowers snow-white, yellow disc; hardy. Per dozen, 25c.

**SWEET WILLIAMS**. The improved varieties of this popular flower are very beautiful, and should find a place in every garden. A great variety of rich flowers, eyed and variegated with other shades forming large trusses of blossoms, remaining a long time in bloom. A bed of Sweet Williams is very attractive the last of June and the first of July, a time when but few other flowers are in bloom. Hardy, perennial. Height 18 inches. Double mixed. Dozen 50c.

**GERANIUMS**. The improvement both in size and beauty of this flower has been wonderful. We offer the very best varieties to be had. Mixed colors. 25c each.

**VERBENA**. Among the best known and most easily grown annuals, making an excellent color display as bedding plants, or in window boxes. Mixed colors. Dozen 60c. Straight colors, 2 plants for 15c.

**PHLOX DRUMMONDII**. Mixed Drummond Phlox. Their various

colors and length of flowering with easy culture, make them favorites with every one. One foot high. Dozen 35c.

**CARNATIONS**. Raised from imported seed. Large flowering variety of mixed colors. 35c per dozen.

**ZEBRA GRASS**—bunch, each 35c.

**SALVIA GREGGII**. It grows easily, blooms on long spike evergreen; red flowers, 35c.

**PAMPAS GRASS**—See page 52—bunch, each 50c.

**SALVIA SPENDENS**. 10c each; dozen \$1.00.

**PANSY PLANTS**. Grown from our choicest Pansy seed. For many years we have been perfecting our strain of Pansy, and we can confidently recommend it as the finest mixed Pansy in existence. Not only are the flowers large and highly colored, but the mixture contains all that is best in American and European Pansies to date, the immense number of plants we sell to our private customers sufficiently proves their merit. Strong plants from January to April at 40c per dozen.

**VIOLETS, CALIFORNIA**. Large, single blue, 25c per dozen.

## CANNA ROOTS

Of all summer bedding plants the *Canna* is probably the most widely used, and furnishes the widest range of colors. Aside from the gorgeous colors in the flowers, the foliage alone is beautiful in its many colors of green, bronze, red, etc.

**AUSTRIA**. A soft canary yellow with spots of red in throat. A tall growing variety of exceptional beauty. Price, 20c each.

**BURBANK**. Beautiful rich yellow with mottled crimson throat. Luxuriant growth which makes it one of the best of the tall sorts. Price, 15c each.

**BUTTERCUP**. A medium Buttercup yellow. A dwarf variety which is unsurpassed for bedding. Price, 20c each.

**KING HUMBERT**. Bright orange flowers streaked with crimson. Bronze foliage striped with green. Luxuriant grower. Price, 20c each.

**SHENANDOAH**. This is a dwarf bronze pink of merit. The blossoms open a light carmine pink and later develop a light salmon tint which is spread evenly over the whole flower. It grows from three to four feet tall and has deep green foliage overcast with light bronze. The green often shows the bronze and the ribs are of deeper bronze. Price, 20c each.

**FIERY CROSS**. This is a close second for the President, having luxuriant green foliage of deep green over which very large flowers of vivid scarlet are borne in an almost endless succession. This sort is comparatively new but is fast becoming one of our best sellers. Price, 25c each.

**CANNA ROOTS—Continued**

**EUREKA.** We consider this by far the best white canna yet introduced. The plants are especially vigorous and produce very large flowers in abundance throughout the season. The blossoms open with a slight cream tint but gradually become whiter. Grows about four feet tall and has bright green foliage. Price, 25c each.

**CITY OF PORTLAND.** This popular variety is already well known to most growers and has been found a most valuable sort. The flowers are very large and of a beautiful shade of bright pink. Grows about three and one-half feet tall and has green foliage. Price, 25c each.


**TUBEROSE BULBS.** This is one of the most fragrant flowers in cultivation and has a wide range of uses. It will make a good pot plant, can be bedded for cut flowers, or will make an ideal border plant. They are easy to grow and very popular with both florist and home gardeners. Single Root, 5c.

**DOUBLE DWARF (Excelsior Pearl).** This tuberose is the most popular variety. The flower spikes are about three feet tall and fully covered with fragrant double blossoms. Roots, each 10c.

**CALADIUM (Fancy Leaf).** These make most desirable window box and pot plants and furnish an endless variety of colors and markings. In the South they may be bedded in the garden. Florists find them ready sellers when potted and started and sold as pot plants. Roots, each 50c.

**Ferns**

**OSTRICH PLUME FERN (Nephrolepis Whitmanii).** A great fern. In fact, it is a plant that appeals to everyone, and on that account will prove a much more valuable and profitable plant than the Boston Fern, which has had the most phenomenal sale of any decorative plant that has ever been grown, but which cannot be compared to the Ostrich Fern for beauty and general effectiveness. Everyone who has seen it is charmed with it. As someone expressed it: "There is nothing like the Ostrich Plume Fern in cultivation. In decorative effect it so far outdistances the original variety that there is positively no comparison to be made. We consider it the most valuable novelty that has been introduced in many



Ostrich Plume Fern.

years." It has taken gold medals wherever shown. Price, each 35c.

**BOSTON FERN (Nephrolepis Bostoniensis).** In the vicinity of Boston no other plant is so extensively used as this graceful Nephrolepis, which differs from the ordinary Sword Fern in having much longer fronds which frequently attain a length of six feet. These arch and droop over very gracefully, on account of which it is frequently called the Fountain Fern. This drooping habit makes it an excellent plant to grow as a single specimen on a table or pedestal. This Fern should not be compared to the Ostrich Plume Fern, as they are of an entirely different growth; both have their place and both are beautiful and desirable. Price, 35c.

**ASPARAGUS SPRENGERI.** A fine fern for hanging pots. The rich foliage will droop in its natural grace. Plants also blossom freely and bear large red berries. Nothing finer for decorating. Price, 35c.

**ASPARAGUS PLUMOSUS NANUS.** Fine, lace-like fern, compact and most exquisite. A grand foliage plant. Splendid for table and house decorations, bouquets. Price, 35c.

**DICKSONIA PUNCTILOBULA (Hay-scented Fern).** A handsome large fern with thin and delicate leaves, from one to three feet long. Stipes clustered, pale green and sweet scented, bearing many soft green pinnatifid divisions. A very handsome deciduous species.

**POLYSTICHUM ACROSTICHOIDES (Christmas Fern).** A beautiful evergreen fern with densely chaffy stipes. Leaves deep green with numerous pinnae, 1 to 2 feet long.

Prices of all Ferns, strong, young plants, 35c each.

**GLADIOLI**

**AMERICA.** The well known soft lavender pink. Each 10c; per dozen \$1.00.

**MRS. FRANCES KING.** Intense flame pink almost scarlet, flowers very large, one of the best. Each 10c; per dozen \$1.00.

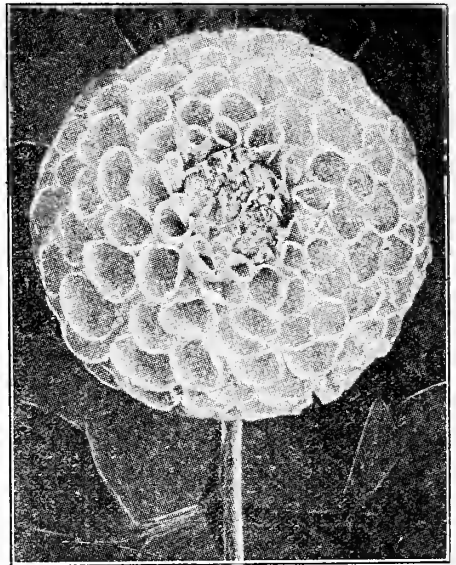
**PANAMA.** An American production which leads the world in pink. It is a seedling of the well known America, which it resembles in all respects except that its color is much deeper. Each 10c; per dozen \$1.00.

**HALLEY SALMON.** This is a large flowering and very good variety. Classified the best by many. Each 10c; dozen \$1.00.

**SCHWABEN.** A soft, pure yellow, carrying a dark blotch which makes a pleasing combination. New. Each 15c; dozen \$1.40.

**MIXTURE.** We offer a good mixture made up from our named kinds. Dozen 75c.

Plant plenty of gladioli. They are easy to grow.



The Type of Blooms You Get From Our Dahlias.

**CACTUS DAHLIA**

Countess of Lonsdale, Salmon Red, shaded Pink. 40c.  
Lawine, White slightly tinted flesh. 35c.  
Pink Pearl. Pink. 30c.

**SHOW DAHLIA**

A. D. Livoni, Shell pink. 15c.  
Queen Victoria, Yellow. 25c.  
White Swan, Pure white. 25c.  
Stradella, Wine Red. 35c.  
Golden Measure, Variegated. 40c.  
Dreers White, Large white. 35c.  
Maude Adams, White and pink. 25c.  
Storm King, Pure white. 35c.

**DECORATIVE DAHLIA**

Dee Lighted, Large white. 35c.  
Flamingo, Shell pink. 40c.  
Mina Burgle, Red. 25c.  
Minnie McCullough, Red. 25c.  
F. L. Bassett, Lavender purple. 30c.  
Jock Rose, Red. 15c.  
Lyndhurst, Scarlet. 25c.  
Sylvia or Dolly, Pink white center. 25c.

**AGAVE AMERICANA CACTUS.** The common century plant. This plant produces the largest flower stalk in the United States and perhaps in the world. But this honor is dearly paid for, as the plant soon dies after the blossom reaches maturity. The sap of several related species is converted into "pulque," "mescal" and "tequila" in Mexico. Price 25c each. If ordered by mail, add 10c extra for postage, within 150 miles of San Antonio.

**DEVIL'S HEAD CACTUS (Echinocactus Texensis).** The cluster of bright scarlet fruits is even more attractive than the pink blossoms. Its central spines are so strong and tough that they frequently cripple horses and cattle temporarily and readily pierce the sides of the foot of a strong shoe or boot. Price 50c each. If ordered by mail, add 10c extra for postage, within 150 miles of San Antonio.



## FLOWERING AND EVERGREEN SHRUBS

**SPIREA.** The Spireas can be planted in masses, around borders or in beds, with excellent results. These shrubs bear a profusion of showy flowers in early spring, and a group planting makes a showy mass. They are hardy, thrive well in moist, fertile soils, and are well adapted to the South.

**VANHOUTTEI** (Brid'e Wreath). Branches long and arching; leaves dark green; flowers produced in clusters along the branches; hardy. Price, 50c each.

**ALTHEA** (Rose of Sharon). Every yard should have this fine shrub, which blooms all summer; flowers are large as roses, in many colors.

**Pink.** Double; the best bloomer in pink.

**White.** Double; pure white; surely a beauty.

Either of above, each 50c.

**CREPE MYRTLE** (*Lagerstroemia*). One of the finest flowering shrubs we have, blooming all summer; the entire bush is like a bouquet. Price on Crepe Myrtle, each 2 to 3 feet, 35c; 3 to 4 feet, 50c.

**Crimson.** A very fine, rich color.

**Pink.** The earliest in bloom.

**Purple.** A favorite among the gardeners.

## Hedge Plants

**AMOOR RIVER PRIVET.** This is a hardy evergreen in the South. Leaves dark shining green, which remain beautiful throughout the year. Has dainty white flowers in June, followed by black berries. Price evergreen, 2 to 3 feet, each 10c; per 100, \$8.00.

**LIGUSTRUM JAPONICUM** (Japan Privet). The smooth-leaved evergreen, shown so beautiful on plazas in San Antonio. Grow to be nice shade trees, or may be kept as shrubs if desired. Bright green, winter and summer, with black berries at Christmas. 3 to 4 feet, \$35.00 per 100. For hedge purposes, \$20.00 per 100.

# Fruit Department



Magnolia Figs.

## Figs

No fruit is more valuable in the Southern fruit garden than Figs. No home pantry is complete without canned and preserved figs for winter use. Figs come into bearing very early, and for that reason commend themselves to the home grower. With proper selection of varieties fruit may be secured from June to November.

**CULTURE.** The ground should be cleared, plowed, disked and harrowed in the summer previous to planting. If possible, plant in velvet beans or cowpeas. The best time to set the Fig trees is in December, though they can be planted as late as March. Always plant healthy, one-year-old trees free from root-knots. Cut back the top at about 4 to 6 inches from the ground. Let three or four shoots come from the crown, removing all the rest. At the end of the first season, cut back these shoots to about 2 feet, and then allow them to grow as they will, only removing the suckers.

**CELESTIAL** (Sugar Fig). Fruits small to medium; bluish yellow; stem short, stout. Flesh rosy, firm, juicy, very sweet and of excellent quality.

Decidedly hardier than any other variety of Fig and a vigorous grower, attaining the height of 20 feet. Very best home and commercial variety.

**BROWN TURKEY.** Very hardy and one of the best bearers we have. Fruit brown, excellent quality.

**MAGNOLIA.** Large, ovate; color yellow, with purplish brown flesh. Leaf deeply notched and similar to Smyrna Figs in many points. Very prolific and a young bearer. Ripens in July. Best commercial Fig for Southern Texas and Louisiana.

Prices of Fig Trees: 2 to 3 feet, 40c; 3 to 4 feet, 50c each.

## Pears

**KIEFFER.** Fruit large to very large; yellow, with bright vermillion cheek, very handsome; flesh very juicy, brittle, a little coarse but of good quality. September and October.

**GARBER.** Fruit resembles the Kieffer in size, appearance and quality, but the tree is more open in growth. Comes in ahead of the Kieffer. A seedling of the Chinese Sand Pear.

Prices on Pears: 5 to 6 feet, 75c each.

## Pecans

No other fruit or nut tree is growing in popularity so fast as are Pecans in the Southern States. It is considered by some people that Pecan trees do well only on low, wet ground; but the truth is they attain their perfection on well-drained, sandy loam, underlaid with clay, with good moisture. Pecan trees should not be planted closer than 40 feet apart, and 50 to 60 feet is the right distance on rich soil.

**SUCCESS.** The tree is an excellent grower and bears heavily in fertile soil. Early bearers too! The nuts are very large, though not the largest. However, the kernel has proved to be the heaviest in a test of 14 varieties made during recent years. It is plump and

of excellent flavor. This nut is ovate in form, has a thin shell, and cracks easily. A most popular variety because it does so well in most all sections, and brings a high market price.

**SCHLEY.** Tree a good grower; nut medium to large, thin shell; plump full kernel. Considered by some to be the standard of perfection among named varieties.


**STUART.** Nuts large to very large, 1¼ to 2 inches long; oblong; brownish shell; strongly marked with dark color. Shell of medium thickness and of very good cracking quality; flavor rich and sweet. Heavy bearer.

Prices of Grafted Pecan Trees: 6 to 7 feet, \$2.00.

If you have spare ground around your house or lawn, plant Pecans. You will enjoy the shade during the hot summer months and enjoy nuts in winter.



Garber Pear.



Klondyke Strawberry.

## Strawberries

The Everbearing Strawberries have now become just as important a part of the garden as the standard early fruiting varieties.

After careful trials we have selected the two varieties offered below as the most desirable. Under ordinary conditions they produce their main crop of fruit at the same time as other varieties and keep on bearing until frost. The proper plan is to cut off all buds as they appear until late in February, and thus conserve the strength of the plants for the spring crop. Treated in this way an abundant crop of berries may be looked for during April and May. Good cultivation is essential to bring about the best results, a liberal mulching during the fall is beneficial, and the plants should not be allowed to suffer for lack of water at any time. Cover with hay or straw during winter months.

**KLONDYKE.** Price, 25 for 40c; \$1.25 per 100 plants.

**EVERBEARING.** Price, 25 for 50c; \$1.50 per 100.

Ready for shipping November, December and January.

## Berries

No farm or city garden should be without a patch of black or dewberries. These are the surest crops that can be grown. They pay more per acre than almost anything else. We have realized as high as \$1,000.00 per acre, while the expense of working and marketing is very low. They ripen in the spring while the weather is cool and most pleasant for preserving and making jams and jellies.

## Blackberries

Blackberries respond generously to good treatment. They prefer a deep soil, inclining to sand, but will grow and fruit almost anywhere.

**DALLAS.** Combines all good points; large, fine quality. Early to midseason. Price, 50c doz.; \$4.00 per 100.

## Dewberry

Price: Same as Blackberry.

**AUSTIN.** May, Robust short vine. Fruit very large, prolific. Sure bearer.

## Grapes


**NIAGARA.** Bunch and berry large; greenish yellow; flesh sweet; quality good. Vigorous and prolific. One of the best for the South generally.

**CONCORD.** Bunches and berries very large, blue-black, with bloom; flesh sweet, pulpy, tender, good; vine vigorous. Heavy bearer; desirable for home markets. July.

**BLACK SPANISH.** Small, black, small bunches. Succeeds well in Southwest Texas, and in the coast country. September.

**MOORE'S EARLY.** Bunches small; berries very large, round, blue-black, flesh pulpy, sweet; quality good. Very early, or two weeks before the Concord. Valuable for market.

Prices on Grapes: 40c each.



Elberta Peach.

## Peaches

Of the utmost importance for successful Peach-growing in the lower South is the selection of the right varieties. After this is done, buy good one-year-old trees and plant them on well-drained land. No other fruit trees, except Figs, will give you a quicker return than Peaches, and the expense of raising them is not so great as other fruits. We list only those varieties which do best in the Gulf Coast country, including San Antonio and vicinity.

**HEATH LATE WHITE.** Large, oval; skin creamy white; very seldom with any red; flesh pure white to the stone; juicy and sweet, with good aroma. Very popular for preserving. Ripens beginning of September.

**MAMIE ROSS.** Fruit large, oblong, creamy white, semi-cling, ripen June 20th to 25th. Tree a very vigorous grower and in some sections of the state it bears good crops.

**ELBERTA.** Very large; color rich yellow with red cheek; juicy and good flavored. One of the very best varieties in America for market or home use. Ripens July to August.

**PALLAS.** Best for table use. Also good for canning. Ripens in July.

Prices on Peaches: 3 to 4 feet, 40c; 4 to 5 feet, 50c; 5 to 6 feet, 75c.

**MAYFLOWER.** Large; well-colored; red all over; of fine quality; cling. A very promising variety. Its earliness, high color and excellent quality are strong points in its favor. Ripens in May.

**HONEY.** Fruit medium size, oblong pointed, very sweet color creamy white with very red cheek. Tree a vigorous grower with tendency to overbear itself; in such case the fruit should be thinned out, otherwise it will be small. This is one of our surest bearers in Southwest Texas and should be planted by everybody that wants a good freestone. Ripens June 10th to 25th.

## Plums

While pure Japanese varieties do not thrive well all along the Gulf Coast, the crosses of Japanese varieties and natives are prolific bearers and succeed well.

The following are the best varieties for this locality:

**SANTA ROSA.** Size large to very large; rounded and blunt-pointed; dark red, mottled, over yellow ground; thick bloom and numerous large dots; flesh deep yellow, juicy, sweet, firm; pit small; cling; quality one of the best. Tree very vigorous, upright branches with large leaves. Very popular both North and South.


**GONZALES.** A cross between an American and a Japanese Plum. A good shipper and keeper. A heavy bearer, large and red; ripens in June.

Prices on Plums: 4 to 5 feet, 60c; 5 to 6 feet, 75c.

## Japan Persimmons

**TANE-NASHI.** Large to very large, roundish, conical, pointed, very smooth and symmetrical; diameter  $3\frac{1}{4}$  inches longitudinally and  $3\frac{3}{8}$  inches transversely; skin light yellow, changing to bright red; flesh yellow and seedless; quality very fine; perhaps the most highly esteemed of the light-fleshed kinds. Vigorous; prolific. The most desirable market variety.

Prices on Persimmons: 4 to 5 ft., 75c.



Tane-Nashi Persimmon.

**NOTICE.**—Please be advised that nursery stocks as well as Fruit Trees, Vines, and plants are moving very rapidly. In case you do not permit us to substitute where stock is out we will refund your money.

# ALFALFA

Greatest Money Making Crop for the Southwestern Farmer.

Alfalfa in the southwest will produce from 5 to 6 tons of first-class hay to the acre each year, as it brings from 3 to 4 cuttings a year. It does not exhaust the soil, in fact, is a great sub-soiler as the long tap roots go down sometimes as deep as 20 feet. It resists drouth considerably well, in fact, needs a well drained soil to do its best. Fall seeding is considered the best, but good cuttings are made the first year even when seeded in early spring. The land should be well tilled before seeding and soil with a firm base and about two inches of fine tilth is to be recommended. If the soil has little lime content it should be thoroughly limed as the plant requires plenty of lime. Inoculation of the seed with some good commercial nitrogen-fixing bacteria, such as Farmogerm is an almost necessity in order to get the plants well started the first year, during which time especial care should be taken of it. The plants are very delicate the first year and must be given plenty of attention. Cuttings should always be made just as the plant is coming into bloom, this tends to improve the growth. Seeds should be sown at the rate of 20 pounds to the acre.

Write for Coburn book on Alfalfa. Price, \$1.25.

**HAIRY PERUVIAN ALFALFA.** Is proving of special value in the Southwestern portion of the United States, where the winters are mild. It is characterized by its large leaflets and by the hairiness of its stems and leaves, quick recovery after cutting, and its very rapid growth during the growing season, and also by its ability to grow in cooler temperatures than ordinary Alfalfa. 50c per lb.

**SMOOTH LEAF PERUVIAN ALFALFA.** We can also furnish this variety to those of our customers who prefer it to the Hairy. 50c per lb.

When ready to buy write for prices on quantities.

# CLOVERS

**WHITE FLOWERED SWEET CLOVER (Melilotus Alba).** Sweet Clover has suddenly sprung into popular favor. For a long time it had been regarded as a pest, but now a place has been found for it and in its place it is a very valuable plant.

Sweet Clover is valuable because of its ability to grow and thrive on the poorest and most barren places. It will not only thrive on soils that are too poor for any other crop but will improve the soil it is growing on. It makes good hay and good pasture, although cattle do not always take to it at first. It resembles Alsike Clover in that it can grow on moist soils.

Its ability to improve the soil, together with its ability to thrive on very poor soils, makes it especially valuable as a pioneer crop on poor, run-down, badly washed fields. The seed can be sown either in the fall or spring and about 20 lbs. of the hulled seed is required per acre. Per lb. 25c.

**YELLOW BLOSSOM SWEET CLOVER (Melilotus Indica).** Yellow Blossom Sweet Clover, sometimes called Sour Clover, is becoming recognized as a legume especially adapted to plow under for green manure. Grows all during the Winter and is just the thing to build up run-down soil and will improve the yield of crops that are planted on the land the following Spring. This seed can be sown in fall or early spring. Price 1 lb. 20c.

**BURR CLOVER (Medicago Maculata).** Is used mainly in the Southern states and in California. Fills in the season when other forage plants have become dried up by the summer heat. Stock of all kind feed upon the burrs, which contain a large portion of nutritious matter. If you will sow Burr Clover on your Bermuda Grass sod this will give you green pasture the year round. Discontinue your Bermuda Grass then sow the Burr Clover in September or October. Can supply both fancy re-cleaned hulled seed and



Alfalfa.

seed in the burr. Sow 15 to 20 pounds of re-cleaned seed per acre and 30 to 40 pounds of seed in the burr per acre.

Price in the burr—35c per lb. Hulled, re-cleaned seed, 40c per lb.

**JAPAN CLOVER (Lespedeza atriata).** Low, perennial, spreading habit. Stands excessive drouth well; flourishes on poorest soil in southern states. Sow 15 pounds per acre. It makes a fair hay, and stock eat it readily when green. It is also valuable for turning under as green manure. Sow in spring broadcast at the rate of 20 pounds per acre. Per lb. 50c.

**CRIMSON CLOVER (Trifolium incarnatum).** An annual variety in common use in Italy and southern France for feeding green. Also largely grown in this country in Virginia. A good portion is now being used in Texas and adjoining states. Two to four weeks earlier than the Red Clover, and for that reason being more desirable. Immense yielder of fodder. Commences to grow at once after cutting and continues to do so until after frost. Height 1 foot; roots nearly black, and blossoms long and of deep carmine color. Makes good hay. Sow in the fall in southern country. Sow 15 pounds to the acre. Per lb. 30c.

**HUBAM CLOVER (Annual White Sweet Clover).** This new clover, an annual form of Melilotus, is praised as a green manure plant, a pasture plant of very rank and quick growth and a bees' paradise. It has great merit for lime lands but we do not fully recommend it for the South. Sow 1 to 4 pounds per acre. Genuine Hubam; Pound 55c. Write for quantity prices.

**RED CLOVER (Trifolium pratensis).** Red or Medium Clover has long been considered the most important of the clover family. It is valuable both as a hay crop and a pasture crop, and is also beneficial to the soil. It is a well known fact that grain crops will yield more when they follow clover. It is very valuable for enriching worn-out soils but the trouble is that the soil is generally too much exhausted before the clover is sown. The better plan is to rotate your crops with clover so that the soil will not become too badly run down.

Red Clover will grow on any good corn land and when sown by itself the soil should be put in first class condition. It can be sown either in the spring or in the fall, but as it is not drought resistant in the early stages the moisture should be conserved as much as possible. It is generally sown broadcast at the rate of 12 to 15 lbs. to the acre. Per lb. 60c.

**DWARF WHITE CLOVER (Trifolium repens).** Dwarf White Clover is excellent for lawns and is especially valuable for mixing with Bermuda Grass both for lawns and pasture. A few pounds of Dwarf White Clover should be in all permanent grass seed mixtures as it helps fill up the bare spots and is very nutritious. Dwarf White Clover will disappear at the approach of very hot weather, but will come back again with rain or seasonable weather. It is very hardy and is a perennial. Sow 10 to 15 pounds per acre. Per lb. 75c.

# Annual and Perennial Grasses

Our Seed Are Tested by the State Seed Laboratory

**SUDAN GRASS.** The great hay and forage crop. This wonderful new Grass seems to be taking the country by storm. This grass has been grown very extensively in Texas the past season and has been tested out in a number of other states and the verdict is unanimous everywhere it has been grown it spells success. It seems to grow successfully on all kinds of land, stands dry weather and does not blight under ample rainfall. Sudan Grass is thought to be the original wild form of the cultivated sorghums. In growing our seed for Sudan we plant the original seed from its native land where it is known as "Garawi." It is an annual, the seed having to be sown every year. Stock of all kinds eat it readily and will leave other kinds of hay to eat it. Makes a splendid silage crop. In arid districts, it is usually planted in rows 36 inches apart. This requires 4 pounds of seed per acre. It is also sown broadcast where the rainfall is ample, requiring from 15 to 20 pounds of seed per acre. **Lb. 15c.**

Ask for prices on large quantities.

**TIMOTHY (Phleum pratense).** As a crop of hay Timothy is probably unsurpassed by any other kind of grass. It is greatly relished by all kinds of stock, especially horses; yield more nutritious matter than any other forage plant or grass. Being an early grass it is well adapted to spring and summer grazing too. Sow 10 to 12 pounds to the acre. **Lb. 25c.**

**BERMUDA GRASS (Cynodon Dactylon).** Almost everybody living in this section of the country knows this grass; it is planted as a lawn grass, and nothing will stand the sun better or will make a prettier carpet, when kept short, than this grass. It is also very valuable as a pasture and hay grass. It is only of late years that we have been able to obtain the seed of this grass, which heretofore had to be propagated by the roots, 6 pounds will sow an acre. Should be planted in the Spring, but can be also sown later. Under the most favorable circumstances it takes from 60 to 90 days to sprout; requires damp weather and hot sun; but when once up it grows very rapidly. 6 lbs. to the acre. Fancy seed of high germination. **Lb. 90c, postpaid.**

**JOHNSON GRASS (Sorghum Halapense).** We find winter kills this grass in the northern states. A perennial, a rapid grower with long cane-like roots; the leaf stalk and pinnacle of this grass resemble those of sorghums. It is grown on any land where corn will grow. Ten pounds will sow an acre. **Lb. 25c.** Ask for prices in quantities.

**TEOSINTE (Euchlaena Mexicana).** Recommended as the most prolific forage plant yet introduced. The stalks containing much saccharine matter, are very nutritious. It can be cut several times during the season, yielding enormously. One seed will sometimes produce 20 to 60 stalks or shoots, and the warmer the climate the better it yields. Should not be planted until the soil is perfectly warm in the spring. Requires about 4 pounds of seed to the acre. Plant in drills three feet apart and two or three seeds every 12 inches in drill. **Oz. 15c; ½ lb. \$1.00; lb. \$1.75.**

**ALFILARIA (Erodium circutarium).** Alfilaria or "filaree" has been and still is a life saver for the California ranger. It grows wild without any attention in all classes and conditions of soil except swamps and excessives alkali. Soon



Sudan Grass.

after the first heavy fall rains have saturated the ground the "filaree" begins to make its appearance. It is good pasturage at all stages of its growth, even when mature and dried up. In nutritive qualities it compares favorably with alfalfa and live stock of all kinds fatten on it readily. It is hardy even where the winter temperature reaches zero or below. Little or no preparation of the soil required. It attains perfection where introduced in Texas. Sow 6 lbs. of seed per acre. **Lb. \$1.25.**

**ORCHARD GRASS (Dactylis glomerata).** No farmer should be without a small field of Orchard Grass as in many respects it is superior to all other grasses. It stands the drought, grows well in the shade, does well in wet or poor ground and is splendid to prevent worn-out fields from washing. This grass furnishes excellent pasture three weeks before any other and after close grazing ten days rest is sufficient for another growth. Cows fed on this will produce more and richer milk than on blue grass. It makes a very heavy sod and when well set remains for many years. It is especially adapted for winter grazing, as it remains green all season. It is well suited to sow mixed with alfalfa; an average of 12 lbs. Orchard grass 6 to 8 lbs. alfalfa seeds. Sow 20 to 25 lbs. per acre. **Lb. 40c.**

**KENTUCKY BLUE GRASS (Poa pratensis).** This is the standard grass in America for lawns and also for pastures. Blue grass is the base of practically all grass seed mixtures. It is perhaps a little slower than some other grasses but when once established it is permanent. It thrives best on limestone land. Sow 15 to 20 pounds per acre for meadows and one pound for every 150 square feet for lawns. **Per lb. 60c.**

**ITALIAN RYE GRASS (Lolium Italicum).** Surpasses the English Rye Grass in earliness and rapid growth. In most cases is an annual, but in exceptional cases will last two years. It is very valuable as temporary pasture in the south owing to its ability to withstand the winter, remaining green all winter. This also commends it for a mixture in lawn grass. Sow 30 or 40 pounds per acre. **Per lb. 25c.**

(Always ask for Imported Rye Grass Seed.)

**ENGLISH RYE (Lolium Perenne).** Most valuable for lawns as it produces a beautiful green sward and does not die in the winter. Also used for pasture and has been found valuable in this respect. Will stand considerable drouth. We have reports of its success as far south as Mexico City, where it is used extensively as lawn grass, and far west where it is being used for pasturage. For pasture sow 25 to 30 pounds per acre, but for lawns this amount should be doubled. **Per lb. 25c.**



Orchard Grass.

**PASPALUM DILATUM** or **DALLIS GRASS**. From Australia. Just the thing to reclaim marsh lands, and equally good to survive drought. It has been to the Australian dairyman what alfalfa is to the Texas dairyman. It survives extreme cold, and in the South it grows the year round, thus insuring green all winter.

Mr. Sullivan, dairyman of El Monte, planted it on land too wet and soft to allow his cattle to pasture upon it. Alfalfa would not survive. He sowed Paspalum on ridges between alfalfa checks. The first season only demonstrated it would grow throughout the winter. The second season proved its worth. It had seeded to a wonderful degree. The seed grew, taking root among the weeds and devil grass, choking out everything in its way. The dense tufts of grass made a thick mat capable of supporting the cattle. Mr. Sullivan cut it three times during the season, each time getting about one ton of dry hay to the acre. The stock relish it fully as well as alfalfa. It makes a fine hay free from any wood. It is as easy to eradicate as timothy or any other bunch grass. Seven pounds are required to plant an acre. Price \$1.00 per lb., prepaid. Write for quantity price.

**MESQUITE** or **VELVET GRASS** (*Holcus Lanatus*). This wonderful thin bladed grass has often been the main stay with the Texas Rancher. It grows in mesquite thickets as well as in the open and therefore, good for pasture. Sow 35 lbs. per acre. Lb. 50c.

**CARPET GRASS** (*Paspalum Compression*) is an extensively creeping pale green grass, rooting at the nodes, every few inches, and sending up numerous succulent tender stems, or branches 6 to 24 inches high. These continuous new crops of stems, although tramped or eaten down weekly, will continue to shoot out and make a bountiful green carpet lawn,

or grazing. Its this remarkable propagating and spreading characteristic which makes it so desirable and valuable as a "Permanent Pasturage" for poor run-down clay or sandy soils. Sow 10 pounds per acre for pasture, twice this for lawn, from early spring until July. Lb. 65c.

**LAWN MIXTURE**. We consider this mixture better than straight Blue Grass. It is made principally of Kentucky Blue, White Clover, English Rye, Bermuda and some other grasses that will grow rapidly and make a good showing immediately. These coarser grasses will also protect the Blue Grass and let it get a good start.

The Kentucky Blue Grass and White Clover will eventually drive out the other grasses and make a fine lawn. This Lawn Grass mixture is made just as good as we know how to make it and we have had sixty years' experience with grass seeds. Lb. 50c.

**RHODES GRASS**. We are more than glad to offer to our trade this splendid new variety of Grass seed. It is very seldom that a new grass appears that it is specially valuable. For the Gulf Coast sections all around the lower Rio Grande Valley, above Brownsville, Texas, we believe that Rhodes Grass will prove the most valuable grass ever introduced. Rhodes Grass came originally from South Africa, but is better known in Australia, where it has been grown for a number of years with success and has become a standard and much prized variety. Stock eat Rhodes Grass greedily, either as hay or in its green state. It stands a fair amount of frost, will do with less moisture than perhaps any other grass that has been introduced into this country, and last but not least of its excellent qualities, is that it will smother Nut Grass. Price, lb. 75c. Ask for Prices on Larger Quantities.

## MILLETS

**WHITE WONDER MILLET**. The most striking feature of White Wonder Millet is the size of the heads. The heads of this variety will run from eight up to eighteen inches and a single head will have as many as 15,000 seeds. The head shown in the illustration measured just twelve inches when straightened out. The yield of White Millet is very heavy and this variety will yield fully half again as much as German Millet and some growers state that it will outyield other millets three to one. Another very desirable feature is its earliness. White Wonder Millet is much earlier than German Millet and almost as early as Siberian Millet. The foliage is very heavy and the leaves broad, resembling those of corn. It produces an immense amount of excellent fodder which cures very readily. Per lb. 15c.

**GERMAN MILLET**. An enormous yielder. It has produced 4 to 5 tons of hay to the acre, and from 50 to 60 bushels of seed. It is sown in the spring on newly broken prairie, and after harvesting it leaves the ground in the finest condition for wheat. Sow 25 to 40 pounds to the acre. Lb. 10c.

**PEARL MILLET** or **PENCILLARIA**. Immensely productive, 25 tons per acre. A native of Central America. It is an annual plant having long, broad foliage, and if allowed to develop fully will attain a height of from 10 to 12 feet, and bear numerous heads from 19 to 20 inches in length and 1 inch in diameter, completely covered with thousands of seeds, much relished by poultry. It is of rapid growth, throwing out from one plant numerous suckers, and if cut as soon as it reaches the height of 2 to 3 feet, it can be mowed from 4 to 6 times, according to the latitude, and yields several tons of hay to the acre. If allowed to grow 6 or 7 feet high, and cut when the flower heads begin to develop, it will yield the heaviest fodder crop per acre of any plant now in cultivation. For feeding it is equal to any fodder and is relished either green or dry, by all kinds of stock. Lb. 20c.



German Millet.

## MILLETS—Continued

**SIBERIAN or RUSSIAN MILLET.** It is claimed to be the most wonderfully productive and satisfactory forage plant, possessing in a superior degree all of the essential merits of any of the older sorts—exceeding them by far—besides many other points of excellence that distinguishes it and render it a most valuable addition to the list of forages. If the claims are well founded it is destined to take from rank, if not to lead all the rest. **Lb. 10c.**

**MANITOBA or HOG MILLET.** The seed is very rich and thus especially valuable as a hog food. A very much prized peculiarity of this millet is that the seed ripens while the stem is yet green, thus if cut promptly can be threshed for the seed, while the hay, after being threshed, will make excellent fodder. Sow same as other millet. **Lb. 10c.**

**JAPAN or BARNYARD MILLET.** Recommended highly for feeding dairy cattle, young stock and sheep, being very rich in nutritious elements. If sown in the latter part of April will be ready to cut by the middle of July. Attains a height from 5 to 7½ feet, according to season. In drills plant 10 to 12 pounds per acre, broadcast 15 pounds per acre. **Lb. 15c.**

**DWARF ESSEX RAPE.** Main standby of the English farmer in raising choice mutton. Perfectly hardy and of remarkable fattening properties. Easily grown. One acre will pasture 36 head two months, lambs will make a gain of from 8 to 12 pounds per month. Pigs and cattle are also extremely fond of it. A very rank grower and bears heavy manuring and high cultivation. Sow at intervals of several weeks and secure a supply of good feed. Sow in June. Rape should be fed in August, though if a first crop be cut about four inches from the ground an after growth would be useful later. Does well sown with oats. If soil is clear and clean sow broadcast, otherwise in drills, and cultivate same as corn. Poultrymen will do well to sow a small patch to feed green to growing chicks. Can be sown on wheat stubble, furnishing excellent pasture late in the fall. Broadcasted it takes 8 to 10 pounds to the acre. **Lb. 20c.** Ask for prices on larger quantities.

## QUANTITY PRICES

Field Seeds and Grass Seeds listed here are quoted in small quantities, but we are prepared to make interesting prices on larger amounts. Write for them.

# Texas Grown Seed Corn

**HUTH'S TEXAS WHITE NINETY-DAY CORN.** Needs no recommendation for a general field crop, being tested, tried and proven very satisfactory. Grown under our supervision in this country. It is a white semi-flinty corn being a dent variety with a white cob. **Lb. 10c.**

**HUTH'S NATIVE GROWN JUNE CORN (Mais Chinaco).** Introduced by us over a quarter of a century ago from Montemorelos, Mexico. It was then called Chimico; the proper name is Chinaco, meaning outcast. We think this is the grandest outcast ever brought into this country. It is plantable Spring, Summer and Fall, maturing in 90 days and making roasting ears in 70 days. Our seed is grown under our supervision on average mixed soil and less than twenty miles from our place of business. **Lb. 10c.**

**HUTH'S SURECROPPER (90 days).** A truly remarkable drought resisting power. As old as is the history of corn-growing in the Southwest is the search for a corn able to hold up and make a crop on the scanty moisture which we have in so many fields at some period of almost every season. In surecropper we have found that corn.

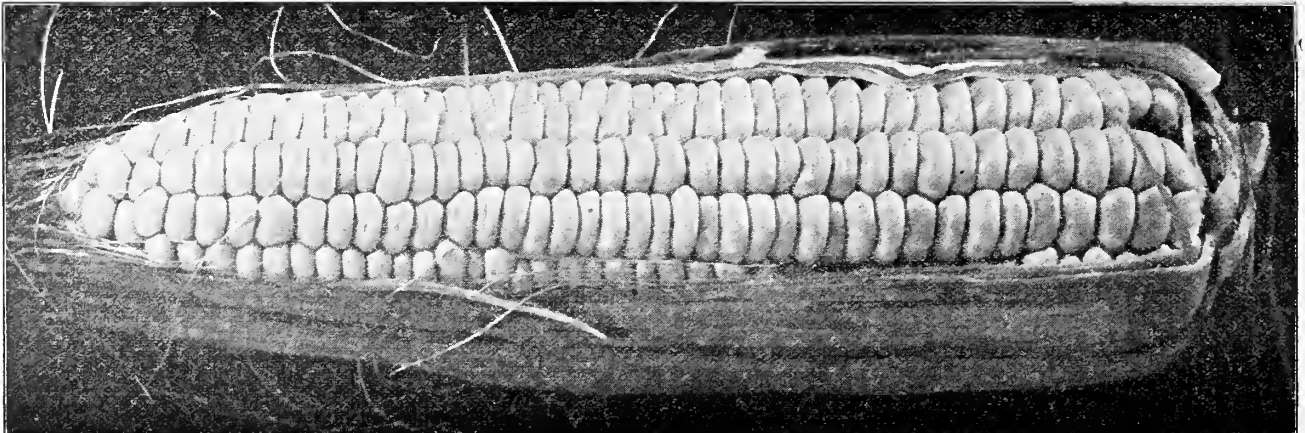
This remarkable corn first forced itself upon our attention in the memorable dry season of 1901, when the efforts of so many Texas corn growers were rewarded with total or partial failure. Surecropper made a good crop. Since that time it has had a brilliant history of success after success under dry-season conditions. In a comparative test with a

number of other varieties at Austin, it made a crop in a season so dry that the other varieties did not even tassel. Its success under average conditions has been almost equally as notable. **Lb. 10c.** Write for bushel prices.

**HUTH'S CHAMPION WHITE PEARL (100 days).** The stalk is short and thick. The ears grow long on the stalk, from seven to twelve inches in length, almost parallel throughout, of medium size, averaging sixteen rows of grains. The grains are pure white, very deep, compact and heavy. The cob is small. By a test seventy ears weighed eighty-seven and one-half pounds, of which the cobs alone weighed only seven pounds. It makes superior quality of corn meal. We recommend it highly. **Lb. 10c.**

**HUTH'S PROLIFIC.** Huth's Prolific Corn is a wonder in production of both grain and forage. It is the most prolific corn we have ever seen, the yield of grain and forage being enormous. It makes more ears and better ears, with longer, deeper grains. Huth's Prolific average 14 to 16 rows. It has deep grains very closely set on a very small white cob. Sixty-five pounds of corn in the ear shells out one bushel or more. Grains rather flinty and a good keeper. **Lb. 20c.**

**HUTH'S NATIVE SQUAW CORN.** A drought-resisting variety plantable in the summer months. It has blue and white grains, therefore not so desirable by the market gardener. However, it makes a sweet and very juicy roasting ear. Price **lb. 10c.**



Huth's Surecropper.



Giant Yellow Dent.

## SEED CORN—Continued

**HUTH'S DROUTH RESISTER CORN.** Our original stock seed come from Reese and besides improving same we have acclimated it, being grown under our supervision within 20 miles from here. It is a white early maturing, deep rooted drouth resisting corn, with medium sized stalk; a corn that is easy to get a stand of, for it is a very hardy variety and a fast grower. Drouth Resister is an exceptionally deep rooted corn, which roots almost straight down, with an abundant root system, permitting plowing within six inches of stalks and to a depth of six inches without disturbing the root system. It is almost impossible for a man to pull up a stalk of Huth's Drouth Resister when in roasting ear.

Huth's Drouth Resister will make well filled roasting ears in seventy-three to seventy-five days, which is 15 to 25 days earlier than other leading varieties. With its earliness it is generally made by the time the hot winds and dry weather sets in, which is the cause of many corn failures in Texas and the Southwest. Huth's Drouth Resister is a heavy yielder of good heavy solid ears. The shuck on this corn fits tightly over the ear and out well over the end of ear, which makes it almost weevil proof. **Lb. 15c.**

**BLOODY BUTCHER (110 Days).** This corn resists the drouth better than any other variety. Ears long and of perfect shape. Grain deep red, having sometimes a yellow tip. Type is not entirely fixed. **Lb. 10c.**

**ACCLIMATED STRAWBERRY CORN.** Good all around corn, more especially for feeding purposes, originating from the crossing of red, white and yellow stock. This gives it a very pretty appearance. **Lb. 10c.**

**GIANT WHITE RED COB.** Makes a very large ear of the finest corn. Grains very large, deep, wide and thick, cob red, very popular wherever tried. We recommend this as being the finest variety of White Red Cob Corn. Has a very large, deep, wide, thick grain. Ears of medium size. Matures in one hundred to one hundred and ten days. If you want a first class corn, you will make no mistake in planting the Giant White Red Cob. **Lb. 10c.**

**CHISHOLM CORN.** Chisholm is a very attractive variety because of its large, sound, deep, white, oily grains that completely cover a bright red cob. Less than 20 miles from our farm this ideal sandy land corn is grown under our super-

vision, hence being improved and acclimated. The ears are large size in favorable seasons, but if by chance very unfavorable conditions make them small, even the nubbins will show large attractive grains. Ears are stout, covered by a coarse, heavy shuck which protects the ears thoroughly. **Lb. 10c.**

**GIANT YELLOW DENT (100 Days).** This corn is a very large growing variety. The ear is large and well rounded at butt and tip. The kernels are inclined to be large, and are very deep. Indentation medium rough; color deep golden yellow. **Lb. 10c.**

**CUBAN FLINT CORN.** This wonderful flint corn is raised under our supervision in this county. It is practically weevil resistant and for the making of yellow chops cannot be beat. If planted thick it is ideal for ensilage mixed with cane. **Lb. 15c.**

**NATIVE YELLOW GOURD SEED or (Shoe Peg).** This wonderful 90 day yellow corn is a marvel. The cob is red and medium, while the kernels are long and slender. From general appearance it does not look the best but for results it cannot be beat. In many cases we have from 2 to 3 good ears to the stalk. In fact, this season we averaged over 50 bushels to the acre. Besides improving same for heavy production we have acclimated same so that there will be no risk for southern planting. A trial will be pleasing. **Lb. 10c.**

**NATIVE WHITE GOURD SEED or (Shoe Peg).** We have a limited amount of this variety which had almost become extinct. This white corn with long, slender kernels has a medium size white cob. It is ideal for roasting ears and matures between 90 and 100 days. **Lb. 10c.**


**HUTH'S SILVER MINE (90 Days).** The stalk grows to a height of 7 or 8 feet, and set the ears about three and a half to four feet from the ground. The ears measure from ten to twelve inches in length. They are very uniform in size and shape, sixteen to twenty straight rows, of deep, pure white kernels, on a small cob. It is the heaviest yielder we know, having yielded over 100 bushels to the acre. Seventy pounds of ears will make sixty-two pounds of corn. It is entirely distinct and will give satisfaction. **Lb. 10c.**

**HICKORY KING (110 Days).** This is an entirely distinct variety amongst the white corn, combining the largest grain with the smallest cob. It is so hard that the weevil cannot penetrate the kernel. Being raised in this county causes acclimation. It is a great yielder, giving more shelled corn to the acre bulk of ears than any other variety. It is satisfied with any kind of soil, and will produce good strong stalks, bearing two, and occasionally three good ears. A good drouth resister. We recommend it very highly. **Lb. 10c.**

**BRAZILIAN or STOOING FLOUR CORN.** This corn, as the name indicates, is inclined to stool, and one grain will produce in many instances from 3 to 5 stalks. Each stalk bears two or three ears five to seven inches in circumference, nine to twelve inches in length and beautifully white. It produces an abundance of fodder, and is the best variety for ensilage. It yields 30 to 50 bushels of corn per acre, and the ears are fine for roasting although not sweet. It does not require a very rich soil and therefore the best variety for poor soils. The kernel contains more starch than any other corn, and ground and bolted by the same process as wheat, gives a fine flour that will make bread, biscuits, etc., the same as the wheat flour. Plant two kernels in a hill and cultivate the same as other corn. Three pounds will plant one acre. **Lb. 25c.**

## ORDER EARLY

Our seed corn is all selected, tipped, butted and shelled. And above all it is tested for vitality and we know it will grow. Quality in seed corn is of great importance and if you want a good yield you must first have a good stand, and to get a good stand you must have seed of good vitality. Our seed is tested and can be depended upon.



White Rice.

## Pop Corn

**WHITE PEARL.** A common variety having smooth kernels. Pkt. 5c; lb. 20c, postpaid.

**WHITE RICE.** A very handsome variety; kernels long, pointed, resembling rice. Very prolific, and fine for parching. Does not pop as large as Queen's Golden, but is more tender and better flavor. Pkt. 5c; lb. 25c, postpaid.

**JAPANESE DWARF RICE.** Very tender and almost hullless. Ears short and chunky. Heavy yielder. We regard this as the coming commercial variety. Pkt. 5c; lb. 25c, postpaid.

**QUEEN'S GOLDEN.** Produces ears in great abundance on stalks nearly six feet high. It pops perfectly white. A single kernel will expand to nearly an inch in diameter. Pkt. 5c; lb. 20c, postpaid.

**BLACK BEAUTY.** A distinct variety obtained by crossing the old Indian Squaw Corn with White Rice Pop Corn. The kernel is black, but when popped is nice and white. Black Beauty matures early and is ready for popping before other varieties. Pops very large and is very tender. Pkt. 5c; lb. 25c, postpaid.

**RED.** This strain is rather scarce. The kernels are smooth like the White Pearl but red in color. They pop white. Pkt. 5c; lb. 25c, postpaid.

Write for prices on large quantities subject to stock on hand.

## Oklahoma Dwarf Broom Corn

Originated in Oklahoma. Most valuable strain; grows well in the Southwest. Quite distinct from all others in earliness. Of robust habit and extreme productivity; brush long and well fibred, and is a drouth resister. On new breaking it does splendidly, leaving the ground in prime order for fall wheat crop, only slight discing needed to prepare for seeding. Averages five feet in height, making it convenient for

pulling brush. It is a great yielder; one of our Texas growers reports several fields yielding 1 to 3 tons fine long brush; seeds may be left to ripen on brush without injury to latter, removing danger of heating from immature seed bins. Stalks make excellent fodder if cut at once after brush is pulled. Planted in drills  $3\frac{1}{2}$  feet apart, leaving 6 inches apart; 5 to 10 pounds to an acre. **Lb. 15c.** Write for prices on large quantities.

## Non-Saccharine Sorghums

On the page following will be found descriptions of the grain sorghums. These varieties are especially adapted to this part of the country because of their ability to withstand severe dry weather. Many farmers today are making the great mistake of attempting to raise corn in dry years—usually with disastrous results—when by raising the grain sorghums they would make successful crops. Kaffir, Milo Maize, Feterita and others will withstand a continued dry spell, and when rain comes will begin a fresh growth and usually bring a good crop. These varieties will always yield as much grain as corn under the same conditions and besides will make a good supply of fodder.

Grown for ensilage they are most valuable and make as good silage as anything else. If the grain is allowed to ripen and promptly cut, the stalk can still be cut for fodder as it remains green until frost. When cut early in the summer and with favorable conditions the stubble will shoot up again and often make another crop of grain before frost, but if not, at least a large amount of fodder can be made from the second growth.

Plant in rows the same as corn at the rate of five to ten pounds per acre, and cultivate same as corn. When planted thin the heads of most varieties become heavier, but the stalk will become heavier also and for that reason there will be more waste to the fodder. Ten pounds of seed to the acre should be the rule where it is to be grown for ensilage.

**TRUE DARSO.** Low-growing, heavily foliaged, with a large stalk, usually tinged with red. Remarkably uniform in height, shape and color of head. Its stalk is sweet and juicy, and analysis of the grain shows that the composition is very similar to that of Kaffir. It matures earlier than Kaffir,

which fact has much to do with its drought-resistance. Darso makes excellent silage, and can be used as a grain, forage or silage crop. Darso seems to be giving splendid results in Texas. We recommend it very highly. It will cross with other grain sorghums if planted near them. Six pounds of seeds will plant an acre. **Lb. 10c.**

**FETERITA.** Feterita grows about five feet high on an average, and a crop of it growing looks very much like a crop of kaffir or dwarf white milo. The heads grow up straight like kaffir and about twice the size. The grain is softer than kaffir or milo grain and is liked better by all kinds of stock. Feterita matures from 40 to 60 days earlier than kaffir and is therefore well adapted to countries with short seasons, or can be grown as a second crop where the seasons are long, after the wheat or oat crop. After being tested in Western Texas for three years, it has been found a much greater drouth-resister than kaffir or milo. Feterita grown by the side of kaffir or milo produced from 10 to 25 bushels. Feterita has the same feed value for feeding all kinds of stock or poultry that kaffir or milo has. **Lb. 10c.**

**SCHROCK KAFFIR.** This is a comparatively new grain which was originated in Oklahoma and has been planted in Texas for several years. It is claimed to be one of the finest of the sorghums for forage and ensilage, as it is quite sweet and grows an abundance of broad, long leaves. It is a wonderful grain to stool out, not unusual for one seed to send up six to ten stalks, each making a fine head of large, light brown grains, which make an excellent stock and poultry food, one of the best drought-resisters of the sorghum family. Our seeds are acclimated. Drill at the rate of 3 to 5 pounds per acre. **Price, lb. 10c.**



## NON-SACCHARINE SORGHUMS—Continued

**RED KAFFIR.** Very similar to Blackhull Kaffir, except that the seeds are light red and the head is longer and more slender. The seed hulls are usually black, but in some strains are light red. Its growing season is about the same as that of the Blackhull, but it ordinarily yields less and is being replaced on most farms by the latter variety. **Lb. 10c.**

**DWARF CROOKNECK MILO.** This variety grows about the same height as the Dwarf Straightneck Milo, the only difference between the two is the straight and the crookneck. Seeds should be planted the same as Kaffir, Feterita, or Shallu and cultivated the same as Indian corn. It can be fed in bundles or in head to work horses, cattle and hogs. Stock seem to prefer it to corn, and it has a laxative effect on them, keeping them in good condition. **Lb. 10c.**

**DWARF BLACKHULL WHITE KAFFIR.** This variety originated as a selection from the Blackhull and is similar to it in all respects except that it is not so tall and is about two weeks earlier in maturity. It grows to a height of 3½ to 5 feet and matures in 105 to 115 days. This shorter season makes it a successful crop under the more trying conditions in the Texas Panhandle, where it is to be recommended. The value of the dwarf kaffir over the tall is apparent when one considers that it can be harvested with a grain header, thereby saving labor, and that the plants, being of low stature, expose less surface to the sun and hence conserve moisture. **Lb. 10c.**

**SHALLU.** Sometimes called Egyptian Wheat. This grain grows something like broom corn. Stools from the roots, making from three to six stalks. It has been planted in almost every section of Texas and produced splendid crops. It produces enormous yields of grain and fodder under the least favorable conditions. Should be sown in drills three feet apart, using from five to ten pounds of seed to the acre. **Lb. 15c.**

**JERUSALEM CORN (White Durra).** Pronounced by many as one of the surest grain crops for dry regions and seasons, even better than kaffir, durra and milo. Grows to about five feet, making one large head on main stalk and several smaller heads on side shoots. One stalk sometimes

bears six to eight heads. The grains are pure white and decidedly flattened. Three pounds will plant an acre. **Lb. 20c.**

**DWARF STRAIGHT-NECK MILO.** Dwarf Milo was thoroughly tested by the drought of 1913 and it stood the test. What would have you given last fall for a field of Dwarf Milo, yielding about 50 bushels per acre?

The original Stock Seed was obtained from the U. S. Department of Agriculture and has been carefully selected and acclimated. It differs from the Standard Milo Maize in being dwarfed, growing from 3 to 5 feet high according to the amount of rainfall, and it is straight necked. The advantage of this straight-necked feature is apparent in gathering, feeding and cutting the heads. This strain is earlier than Kaffir Corn and Standard Milo Maize. The yield is from 60 to 100 bushels per acre. This will stand great drouth and for this reason is admirably adapted to dry land farming.

While our stock is especially selected for straight-necks, owing to the constant tendency to revert to the crook-necked type, there will be a few crook-necked in the field. **Lb. 10c.**

**WHITE MILO.** This new grain which was introduced about three years ago is gaining favor very rapidly on account of the fact that it shows it can stand a great deal of dry weather and still produce a first-class crop. It is claimed that the White Maize is about ten days earlier than the Yellow and is more drouth resisting, and that it will make a crop with very little rain. One seed has produced as many as eight stalks, producing eight well-matured heads. It usually grows about five feet high. About eight to ten pounds of seed are required to sow an acre in drills. **Lb. 10c.**

**DWARF HEGARI.** This variety originated as selection from an importation of sorghum seed from the Sudan region of Africa in 1908. It resembles Dwarf Kaffir very much, but the stems are more juicy and sweeter and the seeds large, being about intermediate in size between the seeds of kaffir and feterita. Dwarf hegari under ordinary conditions grows to a height of 4 to 5 feet and matures in 100 to 115 days, but is quite variable in this respect. It is adapted to all Texas and the irrigated valleys of New Mexico and Arizona. **Lb. 10c.**

## Saccharine Sorghums or Sugarcane

Cane or Sorghum is planted very extensively both for syrup and for fodder. It makes an immense amount of the finest kind of fodder which is relished by all kinds of stock. The Texas Seeded Ribbon and the Orange varieties are commonly used for making syrup, and the Amber and Red Top varieties for fodder.

Cane makes excellent pasture and when grazed down will spring up quickly again. It should be sown in the spring and will do well on thin land. Sown broadcast it requires from 1 to 1½ bushels per acre, and if in rows from 6 to 10 pounds per acre.

Cane will make a good crop of fodder if sown as late as the middle or even the latter part of July.

**TEXAS SEEDED RIBBON CANE or GOOSENECK SORGHUM.** This variety makes the most and the best quality of syrup. Growers who have used it for that purpose are enthusiastic about it. The stock is not entirely pure and both Gooseneck and straightnecked plants appear in the same fields. **Lb. 15c.**

**TEXAS STRAIGHT-NECK RIBBON CANE.** This popular variety is equally as good for syrup as the GOOSENECK SORGHUM, and the heads are upright and more heads in the field. A trial of this variety would be rather pleasing. **Lb. 15c.**

**EARLY BLACK AMBER and EARLY RED AMBER CANE.** These popular and well known varieties are the earliest and make the finest quality of amber syrup and sugar. Succeed well from Texas to Minnesota. **Lb. 10c.**

**ORANGE CANE.** A well known variety adapted to the southwest. It is from 8 to 10 days later than the Early Amber. **Lb. 10c.**

**RED TOP CANE.** Planted very extensively in the southwest. Smaller than the other varieties, but makes a large amount of fodder. **Lb. 10c.**

**JAPANESE HONEY DRIP RIBBON CANE.** This is a large stocky and vigorous variety, maturity in 120 to 125 days. It sends up two to four stalks, which reach a height of eight to fourteen feet. The stalk is as large or larger than Gooseneck, and in quality it compares equally well to Gooseneck—to either of which all Sorghum can be compared in regard to sweetness. The seeds are plump, slightly larger than Sumac, and when hulls are removed seeds appear to be a dull reddish-brown color; and after the threshing process, are almost totally enclosed in a bluntly pointed, glistening red glume; heads are straight and medium loose. This variety is lately introduced into Texas, where fields last year produced 350 gallons of the very best quality of syrup to the acre. This syrup is lighter in color and milder in taste than that of Sumac, Orange or Amber. Make the very finest kind of single. **Lb. 15c.**

---

Write for Quantity Price for any of the above and state amount desired.

---

It is not always the price that counts. Consider the quality of seeds you get.

# MISCELLANEOUS FIELD SEEDS

We give special attention to our grain, purchasing them from reliable growers who select our seed. We then reclean the grain in our warehouse. We do not give prices in the catalog as these prices fluctuate with market. Ask for market prices.

## BARLEY

Sow 50 to 60 pounds per acre. It is an unquestionable fact that Texas produces Barley much brighter in color than countries having much rain.

**CHAMPION BEARDLESS BARLEY.** A new beardless barley, earliest barley known, about ten days earlier than other kinds. A good yielder, six-rowed and strictly beardless. It can be handled as easy as oats. This barley is not strictly pure and has a few bearded heads in it. **Lb. 15c.**

**TEXAS WINTER BEARDED BARLEY** is the best variety for the Southwest. Barley is often an excellent crop, not only for grain, but to furnish winter grazing for the horses, cattle and especially hogs and poultry. It is strictly a winter barley and withstands the severe weather. It is recommended above all others for early and late fall planting. We call this variety "Texas Winter Barley" at the suggestion of Prof. H. B. Dess, Barley Expert of the U. S. Department of Agriculture. It is quite similar to the famous Tennessee Winter Barley, but is more resistant to the cold than the latter. Barley is a profitable and safe grain crop and highly desirable for winter grazing. **Lb. 10c.**

Ask for market prices in quantities.

## OATS

Sow 50 to 65 pounds per acre. No crop gives better results by change of seeds than oats. If you have been re-seeding the same strain for several years now is the time to change. Do not compare our select, re-cleaned strains with the common oats frequently offered as seed oats.

**RED RUST RESISTANT.** Largely grown in this state. It is a heavy yielder and sure cropper and almost rust-proof, makes a very heavy grain. The stock in this variety is Texas grown, which will, we are sure, prove satisfactory.

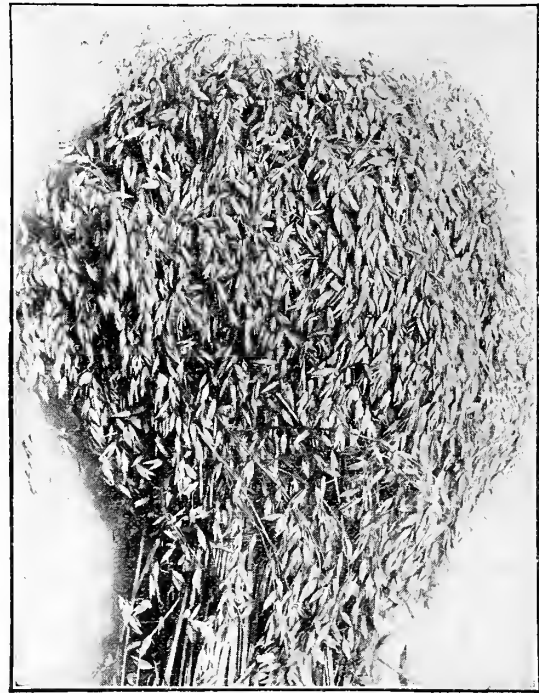
Ask for market prices.

**TEXAS GROWN 100 BUSHELS OATS.** For an all-around general purpose oat you will find nothing that can compare with it. Planted in the fall it is almost as hardy as rye, stools out strongly, makes the best of winter and early spring grazing for cattle, hogs, horses and mules. It's a true strain of southern oat, "rust-proof" to a remarkable degree and adapted to the South. Grains are exceptionally large and heavy usually weighing 40 pounds or over to a measured bushel. It's just the oat for you, a Southern thoroughbred, an oat that you can depend upon. This oat has been thoroughly tried and we can confidently recommend it as the highest producer in Texas today. No matter where you live in Texas it's the right oat for fall planting.

Write for market prices.

**ROSEN RYE.** Its remarkably rapid growth so soon after planting attracts the attention and a small patch would be interesting. We have grown it for three years and do not hesitate to say that it is as far ahead of the Texas rye as the Texas is ahead of Northern rye. The Rosen Rye stools out quicker and heavier than any we have ever seen and quickly covers the entire ground. It can be pastured a month to six weeks earlier than other varieties of rye or oats. So far as we can learn it has succeeded equally well on stiff clay lands and the sandy lands of the Lower South. For the dairyman this quickness of being ready to pasture will make it valuable, and for all others it is certainly well worth while planting a variety that will make 50 to 100 per cent more pasturage or hay in a season than the older sorts.

**MACARONI WHEAT.** A Hard Spring Wheat. A Wheat that will Grow where other varieties fail. The last three seasons have brought to us many samples of Macaroni or Durum Wheat to be tested. We have followed the experi-



Red Rust-Resistant Oats.

ments very carefully and now we are convinced that hard varieties are a success. Hard Wheat is no longer an experiment for yield or quality or grain. In fact we hear nothing but praise of its wonderful drouth resisting qualities and heavy yield. The reports of yields are from 28 bushels to 45 bushels per acre and many report such yields without irrigation.

Ask for market prices.

**TEXAS SOFT WHEAT.** Blue Stem Bearded. We have secured some very fine seed of this celebrated variety of wheat, which is so popular in Texas. (Write for prices and samples in large quantities.) All grain prices subject to market changes.

**SPELTZ BARLEY.** A grain for dry lands introduced from Russia. This is a remarkable grain, and should receive the attention of all farmers. It is a species of drouth-resisting Barley, and not inclined to rust. It will produce a fair crop under almost any conditions of climate but grows best in dry prairie regions with hot summers, giving excellent results. Thrives on poor land or in stony ground. The experiment stations of both Dakotas report that it resists drouth more than oats or barley. All animals eat it greedily and are fond of the straw. It will undoubtedly become a regular valuable crop for stock feed. Sow 70 to 80 pounds per acre very early, same as barley or oats. Our seed is Texas grown and acclimated.

**WINTER RYE.** Genuine Texas Grown. All rye which we handle is strictly winter rye and perfectly hardy. It is Texas grown rye and adapted to this entire section, either for winter grazing or grain production. With half a chance it almost invariably "makes good" wherever planted in the South. Every bushel of rye that goes out from this house is right stock. We know exactly from where it comes. Every bushel of it goes through our recleaning machinery, which takes out all dust, trash and light grains that are left in the threshing machines. It's exactly what you need to make a successful rye crop next winter.

Prices of seed grain of all kinds are liable to change from time to time. Write for quantity prices when you are ready to buy.



Laredo Soja Beans.

**LAREDO SOJA BEAN.** A new variety of outstanding worth particularly for making hay. Unlike many varieties that make coarse central stems, the Laredo has many slender branches and the plants are leafy, both of which go to make an ideal bean hay. As a fine quality hay maker it stands second to none. In a six-year test it averaged 1½ tons to

the acre. It is particularly adapted to sections where wilt and nematode are prevalent, as it has proved resistant to these troubles. It is medium in maturity, is a good yielder of beans, and has an advantage over many other varieties in that they do not shatter in the fall. **Lb. 25c.**

**TEPARY BEANS** will make a fair crop in 75 days and a good crop if they have 90 days. If it is struck by a drouth, it will ripen the pods already set and when the drouth breaks it will set and ripen a new crop. Under ordinary dry farming conditions they yield from 450 to 700 lbs. per acre. The beans are white, cook well, have a delicious flavor. They have been grown by Indians for thousands of years without irrigation with an annual rainfall of 9 inches. **Lb. 35c.**

**MEXICAN PINK FRIJOLE BEAN.** This ideal field and garden bean is commercially known, due to its great production in Texas and California. Plant during March and April or in August. **Lb. 20c.**

**PINTO FRIJOLE BEAN.** Similar to the Pink Bean in shape but speckled in color. It has reclaimed thousands of acres of waste, dry land in Arizona, New Mexico and Texas. Good dry land farmers report yields of 500 pounds per acre with only two rains during the growing season. **Lb. 20c.**

**MUNG BEAN.** For livestock, poultry and even for the table. The Mung Bean is a comparatively new legume, but it has become at once popular. They are better than Cowpeas or Soy Beans for forage as well as for grain, and will grow when the latter fail. Growing upright to a height of about 18 inches they are more suitable for hay than are the other varieties of beans and peas, and they cure easily and quickly.

The leaves remain on the stems longer—even after the grain ripens. Ground that produces wilt in other varieties will be suitable for Mung Beans, as they are practically free from wilt. The Mexican bean beetle which is becoming a pest to the south will not bother Mung Beans. Mature in from 60 to 80 days, and may be planted from March to September. **Lb. 35c.**

## Cow Peas, Field Peas and Field Beans

Cow Peas are too familiar to every man and woman to need much description. The character of growth in the many different varieties is quite varied. They are usually planted any time after corn planting season is over, up to the first of August. Some varieties are highly esteemed for garden use; others for making hay and enriching the land. The supply of seed of the different varieties is very uncertain. Send for special quotation on large orders. We can usually furnish the following varieties and often others: **WHIPPOORWILL,** Standard early bush variety. Sow broadcast after oats or in corn rows. **Lb. 15c.**

**BLACKEYE.** Large blackeye cowpea, also a good table pea. Good either shelled or green. **Lb. 20c.**

**CROWDER.** Very popular field pea for planting between corn rows. **Lb. 25c.**

**CREAM OR LADY.** Small seeded but prolific. Peas cream colored. **Lb. 25c.**

Write for present Market Prices.

**BRABHAM.** Grows upright, retain foliage well in curing; good yielder. **Lb. 20c.**

**CLAY.** The seeds of this variety are medium sized and cream or clay colored; vines grow long and very leafy; seed matures medium late. One of the best for enriching soil. **Lb. 20c.**

**WHITE FIELD PEAS.** The old reliable field pea with white seed. **Lb. 15c.**

**AUSTRIAN WINTER PEAS.** This variety of peas is fine to sow on black land to cover crop to plow under the green manure or for green feed for early spring. You may sow in fall or early spring. 50 lbs. are required to plant an acre broadcast, with 2 bushels of oats to act as a nurse crop.

When sown in drills with rows 3 feet apart it requires about 25 lbs. to plant an acre. This winter pea is rather new in Texas but is rather promising as it has given good


results at both the Denton and Temple experiment station. One of its main advantages is that it can stand a great deal of cold weather. **Price, 25c per lb.**

**EARLY SPECKLED VELVET BEANS.** Plant makes good forage and is an old standby. **Lb. 20c.**

Write for prices on large quantities.

**JERUSALEM ARTICHOKE.** A well known vegetable produced from tubers like potatoes, which they resemble somewhat. Excellent food for stock. Do best in light rich soil, when an open exposure, but they will resist any degree of cold incident to the United States. Planted like potatoes and as early as the ground will permit in Spring. Can remain in ground all winter as freezing does not hurt them. We can only supply these on delayed orders and subject to being able to obtain. Yield up to 200 bushels per acre. **Lb. 15c.**

**SUNFLOWER (Mammoth).** Single heads measure 10 to 15 inches in diameter, and contain an immense amount of seed, which is highly valued by all farmers and poultry breeders who have tried it as an excellent and cheap food for fowls. For poultry it is the best egg producing fruit known. It can be raised cheaper than corn, and is destined to be an article of great value. Every farmer should plant some of the seed in any waste piece of ground any time from early spring to the middle of July. Three pounds of seed will plant one acre. **Price, 1b. 20c.**



# PEANUTS

Peanuts have become a paying crop in the south where they do well and any one with sandy or light soil should plant an acre or two. In late years they have become a marketable commodity. Besides the nuts, the tops of the plants make good hay, which brings a very good price. The yield even in dry seasons, is from one-half to three-quarters of a ton of hay and from fifteen to sixty bushels of nuts per acre. The whole peanut plant makes nice feed for forcing cows to a high yield of milk and rapidly fattening cattle and hogs, especially when combined with grain of Milo. A common method of harvesting is to let the hogs gather the nuts. The Spanish Peanuts are generally planted when wanted for farm use. The nuts are small but they stand dry weather better.


Peanuts do best in light sandy loam. They should be planted in rows from 28 to 36 inches apart and from 9 to 16 inches apart in the row. They need not be shelled but should be soaked in warm water for a day or so and then planted at once in warm soil. Planting should not be done until weather is good and warm. They should be cultivated and kept clean until they begin to peg or form pods. After that they should be left alone.

It takes from one peck to a peck and a half of shelled nuts and from a bushel to a bushel and a half in the shell to plant an acre.

**WHITE JUMBO.** This is the standard variety for roasting. The peanuts are three times as large as those of the ordinary Spanish peanut. The nuts proper grow in fine double jointed hulls of beautiful white appearance, are from one-half to one inch in length, and of fine flavor. An excellent variety worthy of the highest recommendation. **Lb. 25c.**

**TENNESSEE RED PEANUTS.** This is the best of all varieties adapted to the soil of Oklahoma and Texas. Pods contain four and five large nuts. Better yielder than any other variety. **Lb. 25c.**

**SPANISH.** The earliest variety grown, pods are small, but remarkably well filled and solid, and yield per acre is very large. Can be cultivated with the plow. Because of its early



Spanish Peanuts.

habit and easy cultivation it is the best variety to grow for fattening hogs. **Lb. 15c.**

**SAND VETCH (Vicia Villosa).** Sometimes called Hairy Vetch or Winter Vetch. This is one of the most valuable plants for forage and fertilizing purposes. It will succeed and make a good crop on good land. It is perfectly hardy throughout the United States and remains green all winter. Vetch belong to the same family as Alfalfa and Sweet Clover, and has the same ability to gather nitrogen from the air and store it in the root system. The roots are very extensive and add a good deal of valuable material to the soil. It thus improves the conditions and the productiveness of the land for the crops to follow.

It is an excellent catch crop, makes good hay, silage and pasture. Vetch can be sown from July until November, and should be sown broadcast at the rate of about 30 pounds per acre together with one bushel of either oats or rye. Vetch grows quite tall and needs the oats or rye for support. They then make a better growth, and are more easily harvested and cured. For a hay crop the Vetch should be cut just after the oats or rye has headed out. The yield of green fodder is immense. **Lb. 25c.**

**SPRING VETCHES or TARES.** Similar in growth to Sand Vetch but for spring planting only. **Lb. 25c.**


## Cotton Seed

We obtain our stock from the originators and breeders only. This enables us to supply you with the pure strain. Let us ship you a few bushels with your next order. One bushel of seed will plant three acres. Write for market prices on our cotton seed which is as close to the original as can be had.

**MEBANE TRIUMPH.** This cotton was originated by A. D. Mebane of Lockhart, Texas, and it is used in South and West Texas with greatest success. Plant is stocky and grows large single balls, producing a long staple and large lint per cent, the turn-out being from 38 to 42 per cent. More or less storm-resistant, yet easily picked.


**KASCH PEDIGREED COTTON.** The parent stock of this high-grade cotton is noted for the following characteristics: the stalks are stocky, long limbs, short joints, heavy fruiting, evenly distributed. It is the deepest rooted of all cotton and therefore drouth resisting. Its early maturing feature makes it a desirable cotton to plant in regions infested with boll weevil or other enemies to cotton; it is the most prolific cotton known producing large five lock bolls of a high lint per cent and by reason of their drooping position are both easily picked and season resisting as bolls that droop will not flare when wet, and will shed water and prevent cotton from staining in the burr. This cotton is the greatest combination of a high lint per cent and superior staple known.

**BENNETT'S COTTON.** For the planter's good this wonderful cotton is grown for seed north of the Bugs and east of the Drouths. The seed is bred so as to have Every



Kasch Pedigreed Cotton.

Quality Farmers and Most Spinners and Buyers Want. We feel that a trial would be pleasing to you. The seed have been proven early, and not affected by insects. These seed being grown on productive cotton land and north of the drouths make it free of the effects of long drouth, which we so often have in Texas. Write for prices on Certified Seed.



Schwaben Gladiolus.

Panama Gladiolus.



Larkspur.

Sixty-five years serving the people in the South—Selling  
 GOOD SEED—SEED OF  
 QUALITY.  
 SEED THAT WILL GROW.



Hardy Chrysanthemums.

Do Not Hesitate  
 To Write Us.

We Wish To Help  
 You With Your  
 Planting  
 Problems.

“We Are at Your  
 Service.”



Corn Flower Aster (Centaurea Cyanus).

ZINNIA



COSMOS




PETUNIA



MARIGOLD



HOLLYHOCK



MORNING GLORY



**HUTH'S SPECIAL**  
Collection of  
**FLOWER SEEDS**

Plant These Seeds and Have  
Flowers All Summer.



1 Pkt. of Each Variety  
on This Page


**50 Cents**

Postpaid.

PANSY



NASTURTIUM



CANDYTUFT



ASTER

